

THIS DOCUMENT IS IMPORTANT AND REQUIRES YOUR IMMEDIATE ATTENTION. If you are in any doubt as to the action you should take or the contents of this document, you are recommended to seek your own independent financial advice immediately from your stockbroker, bank, solicitor, accountant, or other appropriate independent financial adviser, who is authorised under the Financial Services and Markets Act 2000, as amended (“FSMA”) if you are in the United Kingdom, or from another appropriately authorised independent financial adviser if you are in a territory outside the United Kingdom.

A copy of this document, which comprises a supplementary prospectus (the “Supplementary Prospectus”) relating to Blackstone / GSO Loan Financing Limited (the “Company”), prepared in accordance with the prospectus rules of the Financial Conduct Authority (the “FCA”) made pursuant to section 73A of FSMA (the “Prospectus Rules”), has been filed with the FCA and made available to the public in accordance with Rule 3.2 of the Prospectus Rules.

This Supplementary Prospectus is supplemental to, and should be read in conjunction with, the prospectus published by the Company on 31 March 2016 (the “Prospectus”). Except as expressly stated herein, or unless the context otherwise requires, the definitions used or referred to in the Prospectus also apply in this Supplementary Prospectus.

Investment in the Company is only suitable for institutional, professional and high net worth investors, private client fund managers and brokers and other investors who understand the risks involved in investing in the Company and/or who have received advice from their fund manager or broker regarding investment in the Company.

Applications will be made to the London Stock Exchange for the Placing Shares to be admitted to trading on the Specialist Fund Segment of the London Stock Exchange (formerly, the Specialist Fund Market) and to be listed on the official list of the Channel Islands Securities Exchange Authority Limited (the “CISE Official List”) (together, “Admission”). It is expected that Admission will become effective and dealings in Placing Shares will commence on such dates between 1 April 2016 and 30 March 2017 as the Company may determine, in its sole discretion (each such date being an “Admission Date”). No application has been made for listing on any other stock exchange. This document comprises a Listing Document and includes particulars given in compliance with the Listing Rules of the Channel Islands Securities Exchange Authority Limited for the purpose of giving information with regard to the Company.

Neither the admission of the Placing Shares to the CISE Official List nor the approval of this document pursuant to the listing requirements of the Channel Islands Securities Exchange Authority Limited shall constitute a warranty or representation by the Channel Islands Securities Exchange Authority Limited as to the competence of the service providers to or any other party connected with the Company, the adequacy and accuracy of the information contained in this document or the suitability of the Company for investment or for any purpose.

In the event of continuous subscriptions being received in excess of 10 per cent. of the issued share capital of the Company, Shareholders should be aware that on any particular subscription day, or over a period on a cumulative basis, a dilution of their shareholding may occur. No new Listing Document will be provided should such an event occur. Continuous subscriptions are announced on the Channel Islands Securities Exchange Authority Limited website under the listing details for the Company.

The Company and its directors (whose names appear on page 64 of this Supplementary Prospectus) (the “Directors”) accept responsibility for the information contained in this Supplementary Prospectus. To the best of the knowledge of the Company and the Directors (who have taken all reasonable care to ensure that such is the case): (i) the information contained in this Supplementary Prospectus is in accordance with the facts and contains no omission likely to affect its import; and (ii) the facts stated in this Supplementary Prospectus are true and accurate in all material respects and there are no other facts the omission of which would make misleading any statement in this Supplementary Prospectus, whether of fact or opinion.

Blackstone / GSO Loan Financing Limited

(a closed-ended investment company limited by shares incorporated under the laws of Jersey with registered number 115628)

Supplementary Prospectus

**Joint Financial Advisers, Global Co-ordinators and Bookrunners
Fidante Capital and Nplus1 Singer Advisory LLP**

This Supplementary Prospectus does not constitute or form part of any offer or invitation to sell, or the solicitation of an offer to acquire or subscribe for, any securities other than the securities to which it relates or any offer or invitation to sell or issue, or any solicitation of any offer to purchase or subscribe for such securities by any person in any circumstances in which such offer or solicitation is unlawful.

The Placing Shares have not been and will not be registered under the U.S. Securities Act of 1933, as amended (the “U.S. Securities Act”), or with any securities regulatory authority of any state or other jurisdiction of the United States, and may not be offered, sold, resold, pledged, transferred or delivered, directly or indirectly, into or within the United States or to, or for the account or benefit of, any U.S. persons as defined in Regulation S under the U.S. Securities Act (“U.S. Persons”), except pursuant to an exemption from, or in a transaction not subject to, the registration requirements of the U.S. Securities Act and in compliance with any applicable securities laws of any state or other jurisdiction of the United States and in a manner which would not require the Company to register under the U.S. Investment Company Act of 1940, as amended (the “U.S. Investment Company Act”). In connection with the Placing Programme, offers and sales of the Placing Shares will be made only: (i) outside the United States in “offshore transactions” to non-U.S. Persons pursuant to Regulation S under the U.S. Securities Act; and (ii) in the United States, or to U.S. Persons, only to persons who are both qualified institutional buyers as defined in Rule 144A under the U.S. Securities Act (“Qualified Institutional Buyers”) and qualified purchasers as defined in the U.S. Investment Company Act (“Qualified Purchasers”) pursuant to an exemption from, or in a transaction not subject to, the registration requirements of the U.S. Securities Act.

The Company has not been and will not be registered under the U.S. Investment Company Act and as such investors will not be entitled to the benefits of the U.S. Investment Company Act. There will be no public offer of the Placing Shares in the United States.

Neither the U.S. Securities and Exchange Commission (the “SEC”) nor any state securities commission has approved or disapproved of the Placing Shares or passed upon or endorsed the merits of the offering of the Placing Shares or the adequacy or accuracy of this Supplementary Prospectus. Any representation to the contrary is a criminal offence in the United States.

The Placing Shares may not be acquired by: investors using assets of: (i)(a) an “employee benefit plan” as defined in Section 3(3) of the United States Employee Retirement Income Security Act of 1974, as amended (“ERISA”) that is subject to Title I of ERISA; (b) a “plan” as defined in Section 4975 of the United States Internal Revenue Code of 1986, as amended (the “U.S. Tax Code”), including an individual retirement account, that is subject to Section 4975 of the U.S. Tax Code; or (c) an entity whose underlying assets are considered to include “plan assets” by reason of investment by an “employee benefit plan” or “plan” described in preceding clause (a) or (b) in such entity pursuant to the U.S.

Department of Labor and codified at 29 C.F.R. Section 2510.3-101, as modified by Section 3(42) of ERISA and the regulations thereunder (the “U.S. Plan Assets Regulations”) (each of the foregoing described in clauses (a), (b), and (c) being referred to as a “U.S. Plan Investor”); or (ii) a governmental, church, non-U.S. or other plan, account or arrangement (each, an “Other Plan”) that is subject to any federal, state, local or non-U.S. law or regulation that would have the same or similar effect as the U.S. Plan Assets Regulations so as to subject the Company (or other persons responsible for the investment and operations of the Company’s assets) to laws or regulations that are similar to the fiduciary responsibility and/or prohibited transaction provisions contained Title I of ERISA or Section 4975 of the U.S. Tax Code (collectively, “Similar Laws”).

The Placing Shares have not been and will not be registered under the securities laws of Australia, Canada, Japan or South Africa and may not be offered or sold into or within Australia, Canada, Japan or South Africa or to, or for the account or benefit of, any national, resident or citizen of Australia, Canada, Japan or South Africa.

The distribution of this Supplementary Prospectus and the offer of the Placing Shares in certain jurisdictions may be restricted by law. Other than in the United Kingdom, no action has been or will be taken to permit the possession, issue or distribution of this Supplementary Prospectus (or any other offering or publicity material relating to the Placing Shares) in any jurisdiction where action for that purpose may be required or doing so is restricted by law. Accordingly, neither this Supplementary Prospectus, nor any advertisement, nor any other offering material may be distributed or published in any jurisdiction except under circumstances that will result in compliance with any applicable laws and regulations. Persons into whose possession this Supplementary Prospectus comes should inform themselves about and observe any such restrictions. None of the Company, BGCF, DFME, DFM, GSO, Fidante or N+1 Singer or any of their respective affiliates or advisors accepts any legal responsibility for any breach by any person, whether or not a prospective investor, of any such restrictions.

In addition, the Placing Shares are subject to restrictions on transferability and resale in certain jurisdictions and may not be transferred or resold except as permitted under applicable securities laws and regulations. Investors may be required to bear the financial risks of their investment in the Placing Shares for an indefinite period of time. Any failure to comply with restrictions on transferability and resale may constitute a violation of the securities laws of relevant jurisdictions. For further information on restrictions on offers, sales and transfers of the Placing Shares, please refer to the section entitled “Purchase and Transfer Restrictions” in Part V of the Prospectus.

The Placing Shares are only suitable for investors: (i) who understand the potential risk of capital loss and that there may be limited liquidity in the underlying investments of the Company; (ii) for whom an investment in the Placing Shares is part of a diversified investment programme; and (iii) who fully understand and are willing to assume the risks involved in such an investment programme. It should be remembered that the price of the Placing Shares and the income from them can go down as well as up and that investors may not receive, on the sale or cancellation of the Placing Shares, the amount that they invested.

In making an investment decision, each investor must rely on their own examination, analysis and enquiry of the Company and the terms of the Placing Programme including the merits and risks involved. The investors also acknowledge that: (i) they have not relied on Fidante or N+1 Singer or any person affiliated with Fidante or N+1 Singer in connection with any investigation of the accuracy of any information contained in the Prospectus and this Supplementary Prospectus or their investment decision; and (ii) they have relied only on the information contained in the Prospectus and this Supplementary Prospectus. No person has been authorised to give any information or make any representations other than those contained in this Supplementary Prospectus and, if given or made, such information or representations must not be relied on as having been so authorised. Neither the delivery of this Supplementary Prospectus nor any subscription or sale made under it shall, under any circumstances, create any implication that there has been no change in the affairs of the Company since the date of this document or that the information in it is correct as of any subsequent time.

None of the Company, BGCF, DFME, DFM, GSO, Fidante or N+1 Singer or any of their respective representatives, is making any representation to any prospective investor in respect of the Placing Shares regarding the legality of an investment in the Placing Shares by such prospective investor under the laws applicable to such prospective investor.

The contents of this Supplementary Prospectus should not be construed as legal, financial or tax advice. Each prospective investor should consult his, her or its own legal, financial or tax adviser for legal, financial or tax advice.

Fidante Partners Europe Limited (trading as Fidante Capital), which is authorised and regulated in the United Kingdom by the FCA, is acting exclusively for the Company and no one else in connection with the Placing Programme. It will not regard any person (whether or not a recipient of this Supplementary Prospectus) as its client in relation to the Placing Programme and will not be responsible to anyone other than the Company for providing the protections afforded to its clients nor for providing advice in relation to the Placing Programme, Admission, a Placing, the contents of this Supplementary Prospectus or any other transaction or arrangement referred to herein.

N+1 Singer, which is authorised and regulated in the United Kingdom by the FCA, is acting exclusively for the Company and no one else in connection with the Placing Programme. It will not regard any person (whether or not a recipient of this Supplementary Prospectus) as its client in relation to the Placing and will not be responsible to anyone other than the Company for providing the protections afforded to its clients nor for providing advice in relation to the Placing Programme, Admission, a Placing, the contents of this Supplementary Prospectus or any other transaction or arrangement referred to herein.

Apart from the responsibilities and liabilities, if any, which may be imposed on Fidante or N+1 Singer by FSMA or the regulatory regime established thereunder, or under the regulatory regime of any jurisdiction where the exclusion of liability under the relevant regulatory regime would be illegal, void or unenforceable, neither Fidante nor N+1 Singer accept any responsibility whatsoever for, and make no representation or warranty, express or implied, as to the contents of this Supplementary Prospectus or for any other statement made or purported to be made by it, or on its behalf, in connection with the Company, the Placing Programme or the Placing Shares and nothing in this Supplementary Prospectus will be relied upon as a promise or representation in this respect, whether or not to the past or future. Each of Fidante and N+1 Singer accordingly disclaim all and any responsibility or liability, whether arising in tort, contract or otherwise (save as referred to above), which it might otherwise have in respect of this Supplementary Prospectus or any such statement.

The Company has been established in Jersey as a listed fund under a fast-track authorisation process. It is suitable therefore only for professional or experienced investors, or those who have taken appropriate professional advice. Further information in relation to the regulatory treatment of listed funds domiciled in Jersey may be found on the website of the Jersey Financial Services Commission at www.jerseyfsc.org. This Supplementary Prospectus is prepared, and a copy of it has been sent to the Jersey Financial Services Commission, in accordance with the Collective Investment Funds (Certified Funds – Prospectuses) (Jersey) Order 2012. The Jersey Financial Services Commission does not take any responsibility for the financial soundness of the Company or for the correctness of any statements made or expressed in this Supplementary Prospectus. The applicant is strongly recommended to read and consider the Prospectus and this Supplementary Prospectus before completing an application.

Certain Jersey regulatory requirements which may otherwise be deemed necessary by the Jersey Financial Services Commission for the protection of retail or inexperienced investors, do not apply to listed funds. By investing in the Company you will be deemed to be acknowledging that you are a professional or experienced investor, or have taken appropriate professional advice, and accept the reduced Jersey requirements accordingly.

You are wholly responsible for ensuring that all aspects of the Company and BGCF are acceptable to you. Investment in listed funds may involve special risks that could lead to a loss of all or a substantial portion of such investment. Unless you fully understand and accept the nature of the Company and the potential risks inherent in this Company you should not invest in the Company.

NOTICE TO NEW HAMPSHIRE RESIDENTS

NEITHER THE FACT THAT A REGISTRATION STATEMENT OR AN APPLICATION FOR A LICENSE HAS BEEN FILED UNDER CHAPTER 421-B OF THE NEW HAMPSHIRE REVISED STATUTES ("RSA 421-B") WITH THE STATE OF NEW HAMPSHIRE NOR THE FACT THAT A SECURITY IS EFFECTIVELY REGISTERED OR A PERSON IS LICENSED IN THE STATE OF NEW HAMPSHIRE CONSTITUTES A FINDING BY THE SECRETARY OF STATE THAT ANY DOCUMENT FILED UNDER RSA 421-B IS TRUE, COMPLETE AND NOT MISLEADING. NEITHER ANY SUCH FACT NOR THE FACT THAT AN EXEMPTION OR EXCEPTION IS AVAILABLE FOR A SECURITY OR A TRANSACTION MEANS THAT THE SECRETARY OF STATE HAS PASSED IN ANY WAY UPON THE MERITS OR QUALIFICATIONS OF, OR RECOMMENDED OR GIVEN APPROVAL TO, ANY PERSON, SECURITY OR TRANSACTION. IT IS UNLAWFUL TO MAKE, OR CAUSE TO BE MADE, TO ANY PROSPECTIVE INVESTOR, CUSTOMER OR CLIENT ANY REPRESENTATION INCONSISTENT WITH THE PROVISIONS OF THIS PARAGRAPH.

This Supplementary Prospectus is dated 25 April 2016.

TABLE OF CONTENTS

PART I	AMENDMENTS TO SUMMARIES CONTAINED IN THE PROSPECTUS	5
PART II	PUBLISHED ANNUAL REPORT AND AUDITED ACCOUNTS FOR THE COMPANY FOR THE PERIOD FROM 1 JANUARY 2015 TO 31 DECEMBER 2015	9
PART III	PUBLISHED ANNUAL REPORT AND AUDITED ACCOUNTS FOR BGCF FOR THE PERIOD FROM 1 JANUARY 2015 TO 31 DECEMBER 2015	12
PART IV	ADDITIONAL INFORMATION	64

PART I

AMENDMENTS TO SUMMARIES CONTAINED IN THE PROSPECTUS

INTRODUCTION

The Company has published its annual report and audited accounts for the period from 1 January 2015 to 31 December 2015 (the “**Company 2015 Annual Accounts**”) on 21 April 2016. BGCF also approved its annual report and audited accounts for the period from 1 January 2015 to 31 December 2015 (the “**BGCF 2015 Annual Accounts**”) and, together with the Company 2015 Annual Accounts, the “**2015 Annual Accounts**”) on 21 April 2016.

The 2015 Annual Accounts have been audited by Deloitte LLP.

Consequently, the information relating to the following elements in the Summary contained in the Prospectus have changed since the time of publication of the Prospectus on 31 March 2016:

- Elements B7 and B46 of Part A of the Summary; and
- Element B7 of Part B of the Summary.

PART A OF THE SUMMARY

Elements B7 and B46 of Part A of the Summary shall be updated and supplemented by the following:

<i>Element</i>	<i>Disclosure Requirement</i>	<i>Disclosure</i>
B7	Key financial information	<p>Statement of Financial Position</p> <p style="text-align: right;"><i>As at 31 December 2015 EUR</i></p> <p>ASSETS</p> <p>Cash and cash equivalents 252,610</p> <p>Other receivables 62,365</p> <p>Financial assets at fair value through profit or loss 326,032,708</p> <hr/> <p>TOTAL ASSETS 326,347,683</p> <p>LIABILITIES</p> <p>Expenses payable (377,323)</p> <hr/> <p>TOTAL LIABILITIES (377,323)</p> <hr/> <p>NET ASSETS ATTRIBUTABLE TO SHAREHOLDERS 325,970,360</p> <hr/> <p>NET ASSET VALUE PER EURO SHARE 0.98</p> <p>Statement of Comprehensive Income</p> <p style="text-align: right;"><i>From 1 January 2015 to 31 December 2015 EUR</i></p> <p>Realised gain on foreign exchange 504</p> <p>Income/expense from financial assets at fair value through profit or loss 26,220,359</p> <hr/> <p>TOTAL REVENUE/(EXPENSE) 26,220,863</p> <p>Administration fee (260,006)</p> <p>Directors' fees (252,500)</p> <p>Legal fees (207,582)</p> <p>Audit fee (100,742)</p> <p>Operating expenses (624,047)</p> <hr/> <p>TOTAL OPERATING EXPENSES (1,444,877)</p> <hr/> <p>Interest expense (3,856)</p> <hr/> <p>TOTAL COMPREHENSIVE GAIN/LOSS FOR THE PERIOD ALL ATTRIBUTABLE TO SHAREHOLDERS 24,772,130</p> <hr/> <p>EARNINGS PER SHARE</p> <p>Gain/(Loss) per Euro share 0.08</p>

		<p>Statement of Changes in Equity</p> <p style="text-align: right;"><i>From 1 January 2015 to 31 December 2015 EUR</i></p> <p>AT 1 JANUARY 2015 298,951,560</p> <p>TRANSACTIONS WITH SHAREHOLDERS</p> <p>Issue of shares 30,107,652</p> <p>Redemption of shares –</p> <p>Distributions to shareholders (27,860,982)</p> <p>TOTAL TRANSACTIONS WITH SHAREHOLDERS 2,246,670</p> <p>Profit for the period all attributable to shareholders 24,772,130</p> <p>TOTAL COMPREHENSIVE GAIN FOR THE PERIOD ALL ATTRIBUTABLE TO SHAREHOLDERS 24,772,130</p> <p>AT 31 DECEMBER 2015 325,970,360</p> <p>Condensed Statement of Cash Flows</p> <p style="text-align: right;"><i>From 1 January 2015 to 31 December 2015 EUR</i></p> <p>STATEMENT OF CASH FLOWS</p> <p>Total comprehensive gain/(loss) attributable to shareholders 24,772,130</p> <p>Adjustments for</p> <p>Movement in financial assets at fair value through profit or loss 3,243,967</p> <p>OPERATING CASH FLOWS BEFORE MOVEMENTS IN WORKING CAPITAL</p> <p>Movement in receivables (41,142)</p> <p>Movement in payables (56,433)</p> <p>Cash inflow/(outflow) from movements in working capital (97,575)</p> <p>NET CASH USED/GENERATED IN OPERATING ACTIVITIES 27,918,522</p> <p>Investing activities</p> <p>Purchase of investments (29,999,526)</p> <p>NET CASH USED IN INVESTING ACTIVITIES (29,999,526)</p> <p>Financing activities</p> <p>Proceeds from subscriptions 30,107,652</p> <p>Distribution (27,860,982)</p> <p>NET CASH GENERATED BY FINANCING ACTIVITIES 2,246,670</p> <p>NET INCREASE IN CASH AND CASH EQUIVALENTS 165,666</p> <p>Cash and cash equivalents at the start of the period 86,944</p> <p>CASH AND CASH EQUIVALENT AT THE END OF THE PERIOD 252,610</p> <p>Interest received 29,464,326</p> <p>On 20 April 2016, the Company declared a dividend of €0.02 per Euro Share in respect of the period from 1 January 2016 to 31 March 2016. The dividend is intended to be paid on 20 May 2016.</p>
B46	Net Asset Value	The unaudited NAV per Share as at 31 March 2016 was €0.9929 per Share.

PART B OF THE SUMMARY

Element B7 of Part B of the Summary shall be updated and supplemented by the following:

<i>Element</i>	<i>Disclosure Requirement</i>	<i>Disclosure</i>
B7	Key financial information	<p>Consolidated Statement of Financial Position</p> <p style="text-align: right;"><i>As at 31 December 2015 EUR</i></p> <p>ASSETS</p> <p>Designated at fair value through profit or loss:</p> <p>Investments 2,978,409,444</p> <p>Held for trading</p> <p>Derivative financial assets 1,064,492</p> <p>Receivable for investments sold 26,226,989</p> <p>Other receivables 12,903,986</p> <p>Cash and cash equivalents 326,118,471</p> <p>TOTAL ASSETS 3,344,723,382</p> <p>LIABILITIES</p> <p>Designated at fair value through profit or loss:</p> <p>Profit Participating Notes (311,012,708)</p> <p>Debt Issued by subsidiaries (2,753,682,387)</p> <p>Held for trading</p> <p>Derivative financial liabilities (3,027,875)</p> <p>Variable funding notes ("VFNs") (60,189,177)</p> <p>Payable for investments purchased (168,907,700)</p> <p>Interest payable on debt issued by subsidiaries (24,622,414)</p> <p>Other payables and accrued expenses (8,273,997)</p> <p>TOTAL LIABILITIES (3,329,716,258)</p> <p>NET ASSETS 15,007,124</p> <p>CAPITAL AND RESERVES</p> <p>Called up share capital – Parent Company 215</p> <p>Called up share capital – Subsidiary 7</p> <p>Share premium 14,999,985</p> <p>Retained earnings 6,917</p> <p style="text-align: right;"><u>15,007,124</u></p> <p>Consolidated Statement of Comprehensive Income</p> <p style="text-align: right;"><i>From 1 January 2015 to 31 December 2015 EUR</i></p> <p>Income from investments designated at fair value through profit or loss 101,153,515</p> <p>Net (loss) on derivatives (1,632,470)</p> <p>Net foreign exchange gain (loss) (2,125,365)</p> <p>Miscellaneous income (169,483)</p> <p>NET OPERATING GAIN 97,226,197</p> <p>OPERATING EXPENSES (36,068,027)</p> <p>COMPREHENSIVE LOSS</p> <p>Fair value movement on financial liabilities 21,586,963</p> <p>Finance (expense) on financial liabilities (82,737,976)</p> <p>NET PROFIT ON ORDINARY ACTIVITIES BEFORE TAXATION 7,157</p> <p>TAXATION</p> <p>Tax on ordinary activities (1,789)</p> <p>TOTAL COMPREHENSIVE INCOME 5,368</p>

Consolidated Statement of Changes in Equity				
	Share Capital EUR	Share Premium Reserve EUR	Retained Earnings EUR	Total EUR
FOR THE PERIOD FROM 1 JANUARY 2015 TO 31 DECEMBER 2015				
AT 1 JANUARY 2015	218	14,999,985	1,539	15,001,742
Shares Issued	4	–	–	4
Shares Redeemed	–	–	–	–
	<u>222</u>	<u>14,999,985</u>	<u>1,539</u>	<u>15,007,124</u>
Retained earnings	–	–	5,368	5,368
Currency remeasurement	–	–	10	10
AT 31 DECEMBER 2015	<u><u>222</u></u>	<u><u>14,999,985</u></u>	<u><u>6,917</u></u>	<u><u>15,007,124</u></u>
Consolidated Statement of Cash Flows				
			<i>From 1 January 2015 to 31 December 2015 EUR</i>	
CONSOLIDATED STATEMENT OF CASH FLOWS				
Total comprehensive income				5,368
Adjustments for:				
Net loss on financial assets at fair value				15,518,156
Movement in debt issued by Parent Company and its subsidiaries				(21,586,963)
Unrealised gain on derivatives				1,632,470
Unrealised (gain)/loss on foreign exchange				1,985,569
Operating cash flows before movements in working capital				(2,445,400)
(Increase) in other receivables				(6,363,976)
Increase in other payables				940,670
Cash (used in)/generated by operations				<u>(5,423,306)</u>
NET CASH (OUTFLOWS) FROM OPERATING ACTIVITIES				<u>(7,868,706)</u>
INVESTING ACTIVITIES				
Purchase of investments				(3,247,622,679)
Sales/paydowns of investments				1,547,793,204
NET CASH (OUTFLOWS) FROM INVESTING ACTIVITIES				<u>(1,699,829,475)</u>
FINANCING ACTIVITIES				
Proceeds from VFNs				622,735,308
Repayments of VFNs				(964,869,380)
Proceeds from PPN				29,979,526
Redemption of PPN				–
Proceeds from debt issued by subsidiaries				1,593,400,575
Increase on interest payable on debt				15,543,001
Proceeds from share issuance – Parent Company				–
Proceeds from share issuance – Subsidiaries				4
Payments of shares redeemed – Parent Company				–
Interest paid on PPNs				<u>(29,464,326)</u>
NET CASH INFLOWS FROM FINANCING ACTIVITIES				<u>1,267,324,708</u>
NET INCREASE/(DECREASE) IN CASH AND CASH EQUIVALENTS				<u>(440,373,473)</u>
CASH AND CASH EQUIVALENTS AT START OF PERIOD				<u>767,976,769</u>
Unrealised gain/(loss) on foreign exchange				(1,985,569)
Currency measurement				500,744
CASH AND CASH EQUIVALENTS AT END OF PERIOD				<u><u>326,118,471</u></u>
Net cash flows from operating activities include:				
Interest paid				(75,714,429)
Interest received				109,559,124
Tax paid				(74,610)
A forward purchase agreement relating to a portfolio of assets with Elm Park CLO Designated Activity Company was executed on 18 January 2016 and it remains open at the time of this supplementary prospectus.				

PART II

PUBLISHED ANNUAL REPORT AND AUDITED ACCOUNTS FOR THE COMPANY FOR THE PERIOD FROM 1 JANUARY 2015 TO 31 DECEMBER 2015

On 21 April 2016, the Company published the Company 2015 Annual Accounts. As a result, Sections B and C of Part X (Financial Information of the Company) of the Prospectus shall be updated and supplemented by the following:

SECTION B

PUBLISHED ANNUAL REPORT AND AUDITED ACCOUNTS OF THE COMPANY FOR THE PERIOD FROM 1 JANUARY 2015 TO 31 DECEMBER 2015

1. Historical Financial Information

The published annual report and audited accounts of the Company for the period from 1 January 2015 to 31 December 2015 (the “**Company 2015 Annual Accounts**”) (which is incorporated in this Prospectus by reference) included, on the pages specified in the table below, the following information:

	<i>Page nos</i>
Independent auditors’ report	35-38
Statement of financial position	39
Statement of comprehensive income	40
Statement of changes in equity	41
Statement of cash flow	42
Notes to the financial statements	43

2. Selected Financial Information

The key audited figures that summarise the financial condition of the Company in respect of the period from 1 January 2015 to 31 December 2015, which have been extracted without material adjustment from the historical financial information referred to in paragraph 1 above (unless otherwise indicated in the notes below the following tables), are set out in the following tables. Investors should read the whole of such report and not rely solely on the key or summarised information set out below:

STATEMENT OF FINANCIAL POSITION

As at 31 December 2015

	<i>Notes</i>	<i>EUR</i>
ASSETS		
Cash and cash equivalents	5 & 12	252,610
Other receivables		62,365
Financial assets at fair value through profit or loss	3 & 12	326,032,708
TOTAL ASSETS		<u>326,347,683</u>
LIABILITIES		
Expenses payable	4	(377,323)
TOTAL LIABILITIES		<u>(377,323)</u>
NET ASSETS ATTRIBUTABLE TO SHAREHOLDERS		<u>325,970,360</u>
NET ASSET VALUE PER EURO SHARE		0.98

STATEMENT OF COMPREHENSIVE INCOME

For year end 31 December 2015

	Notes	EUR
Realised gain on foreign exchange		504
Income/expense from financial assets at fair value through profit or loss		<u>26,220,359</u>
TOTAL REVENUE		<u><u>26,220,863</u></u>
Administration fee	4	(260,006)
Directors' fees	4	(252,500)
Legal fees		(207,582)
Audit fee	4	(100,742)
Operating expenses		<u>(624,047)</u>
TOTAL OPERATING EXPENSES		<u><u>(1,444,877)</u></u>
Interest expense		<u>(3,856)</u>
TOTAL COMPREHENSIVE LOSS FOR THE PERIOD ALL ATTRIBUTABLE TO SHAREHOLDERS		<u><u>24,772,130</u></u>
EARNINGS PER SHARE	13	
Loss per Euro share		0.08

STATEMENT OF CHANGES IN EQUITY

For year end 31 December 2015

	Notes	EUR
AT 1 JANUARY 2015		298,951,560
TRANSACTIONS WITH SHAREHOLDERS		
Issue of shares	7	30,107,652
Redemption of shares	7	–
Distribution to Shareholders		<u>(27,860,982)</u>
TOTAL TRANSACTIONS WITH SHAREHOLDERS		<u><u>2,246,670</u></u>
Profit for the period all attributable to shareholders		<u>24,772,130</u>
TOTAL COMPREHENSIVE LOSS FOR THE PERIOD ALL ATTRIBUTABLE TO SHAREHOLDERS		<u><u>24,772,130</u></u>
AT 31 DECEMBER 2015		325,970,360

STATEMENT OF CASH FLOW
For year end 31 December 2015

EUR

STATEMENT OF CASH FLOWS

Total comprehensive income attributable to Shareholders before distributions	24,772,130
Adjustments for	
Movement in financial assets at fair value through profit or loss	3,243,967
OPERATING CASH FLOWS BEFORE MOVEMENTS IN WORKING CAPITAL	
Movement in receivables	(41,142)
Movement in payables	(56,433)
Cash inflow from movements in working capital	(97,575)
NET CASH GENERATED FROM OPERATING ACTIVITIES	<u>27,918,522</u>
Investing activities	
Purchase of investments	(29,999,526)
NET CASH USED IN INVESTING ACTIVITIES	<u>(29,999,526)</u>
Financing activities	
Proceeds from subscriptions	30,107,652
Distribution	(27,860,982)
NET CASH GENERATED BY FINANCING ACTIVITIES	<u>2,246,670</u>
NET INCREASE IN CASH AND CASH EQUIVALENTS	<u>165,666</u>
Cash and cash equivalents at the start of the period	86,944
CASH AND CASH EQUIVALENT AT THE END OF THE PERIOD	<u><u>252,610</u></u>
Interest received	29,464,326

3. Operating And Financial Review

The Company 2015 Annual Accounts (which are incorporated in this Prospectus by reference) included, on the pages specified in the table below, descriptions of the Company's financial condition (in both capital and revenue terms), changes in its financial condition and details of the Company's portfolio of investments for that period:

	<i>Page nos</i>
Chair's Statement	4-6
Adviser's Review	7-10

4. Documents Incorporated by Reference

The Company 2015 Annual Accounts, which have been published on 21 April 2016, shall be deemed to be incorporated in, and form part of, this Prospectus. The parts of the Company 2015 Annual Accounts not incorporated in this Part X of this Prospectus are either not relevant for investors or are covered elsewhere in this Prospectus.

Copies of the Company 2015 Annual Accounts are available for inspection at the Company's registered office, Liberté House, 19-23 La Motte Street, St Helier, Jersey JE2 4SY.

PART III

PUBLISHED ANNUAL REPORT AND AUDITED ACCOUNTS FOR BGCF FOR THE PERIOD FROM 1 JANUARY 2015 TO 31 DECEMBER 2015

On 21 April 2016, BGCF published the BGCF 2015 Annual Accounts. As a result, Section B of Part XI (Financial Information of BGCF) of the Prospectus shall be updated and supplemented by the following:

SECTION B

**PUBLISHED ANNUAL REPORT AND AUDITED ACCOUNTS OF BGCF
FOR THE PERIOD FROM 1 JANUARY 2015 TO 31 DECEMBER 2015**

BLACKSTONE / GSO CORPORATE FUNDING DESIGNATED ACTIVITY COMPANY

ANNUAL REPORT AND AUDITED FINANCIAL STATEMENTS

FOR THE FINANCIAL YEAR ENDED 31 DECEMBER 2015

Registered Number: 542626

BLACKSTONE / GSO CORPORATE FUNDING DESIGNATED ACTIVITY COMPANY

CONSOLIDATED FINANCIAL STATEMENTS
For the financial year ended 31 December 2015

CONTENTS

	PAGES
DIRECTORS AND OTHER INFORMATION	1
DIRECTORS' REPORT	2
INDEPENDENT AUDITORS' REPORT	6
CONSOLIDATED STATEMENT OF COMPREHENSIVE INCOME	8
CONSOLIDATED STATEMENT OF FINANCIAL POSITION	9
COMPANY STATEMENT OF FINANCIAL POSITION	10
CONSOLIDATED STATEMENT OF CHANGES IN EQUITY	11
COMPANY STATEMENT OF CHANGES IN EQUITY	12
CONSOLIDATED STATEMENT OF CASH FLOWS	13
COMPANY STATEMENT OF CASH FLOWS	14
NOTES TO THE CONSOLIDATED FINANCIAL STATEMENTS	15

BLACKSTONE / GSO CORPORATE FUNDING DESIGNATED ACTIVITY COMPANY

DIRECTORS AND OTHER INFORMATION

DIRECTORS	Ms. Anne Flood (Irish resident and national) * Ms. Imelda Shine (Irish resident and national)* Mr. Aogan Foley (Irish resident and national) (appointed on 24 June 2015)* Mr. Fergal O' Leary (Irish resident and national) (appointed on 24 June 2015)*
REGISTERED OFFICE	3 rd Floor, Europa House Harcourt Centre Harcourt Street Dublin 2, Ireland
SERVICE SUPPORT PROVIDER AND CLO MANAGER	Blackstone / GSO Debt Funds Management Europe Limited ("GSO") Arthur Cox Building Earlsfort Terrace Dublin 2, Ireland
CUSTODIAN	Citibank N.A., London Branch Citigroup Centre Canada Square Canary Wharf London, E14 5LB United Kingdom
ADMINISTRATOR to 29 February 2016	State Street Fund Services (Ireland) Limited 78 Sir John Rogerson's Quay Dublin 2, Ireland
ADMINISTRATOR from 1 March 2016	VP Fund Services Limited 100 Wall Street New York, NY 10005 United States
COLLATERAL ADMINISTRATOR	Virtus Group LP 25 Canada Square Level 33 London, E14 5LQ United Kingdom
SECRETARY TO THE COMPANY	Intertrust Management Ireland Limited 3 rd Floor, Europa House Harcourt Centre Harcourt Street Dublin 2, Ireland
INDEPENDENT AUDITORS	Deloitte Chartered Accountants and Statutory Audit Firm Deloitte & Touche House Earlsfort Terrace Dublin 2, Ireland
IRISH LEGAL ADVISERS TO THE COMPANY	Arthur Cox Arthur Cox Building Earlsfort Terrace Dublin 2, Ireland
LISTING AGENT	Arthur Cox Listing Services Limited Arthur Cox Building Earlsfort Terrace Dublin 2, Ireland

* Independent of GSO and a Non-Executive Director

BLACKSTONE / GSO CORPORATE FUNDING DESIGNATED ACTIVITY COMPANY

DIRECTORS' REPORT For the financial year ended 31 December 2015

The Directors present their report together with the audited consolidated financial statements for the financial year ended 31 December 2015. For the avoidance of doubt items in upper case have the same meaning as in the relevant entities' legal documentation.

Review of the development of the business

Blackstone / GSO Corporate Funding Designated Activity Company (the "Parent Company") is a limited liability company incorporated in Ireland on 16 April 2014, with the registered number 542626. It is a qualifying company for the purposes of Section 110 of the Taxes Consolidation Act, 1997, as amended. The Parent Company was established to originate investments using the proceeds from the Issuance of Profit Participating Notes ("PPN") and other resources available to it such as the Variable Funding Notes ("VFNs") as described below.

The Parent Company has acquired the majority or all of the subordinated class notes issued by its subsidiaries, listed as follows (the "subsidiaries"):

Phoenix Park CLO Designated Activity Company;
Sorrento Park CLO Designated Activity Company;
Castle Park CLO Designated Activity Company;
Dartry Park CLO Designated Activity Company;
Dorchester Park CLO Limited;
Orwell Park CLO Designated Activity Company and
Tymon Park CLO Limited

A collateralised loan obligation ("CLO") is a pooled investment vehicle which invests in a diversified group of loan assets. To finance its investments the vehicle issues notes to investors. The servicing and repayment of these notes is linked directly to the performance of the underlying assets.

The portfolios underlying the CLO Notes consist mainly of senior secured loans, mezzanine loans, second lien loans and high yield bonds. Interest is payable on the notes issued by the subsidiaries on a quarterly basis.

The CLO Notes are outstanding at the financial year end and are subject to a final legal maturity date of 2027, 2028 and 2029 (please refer to Note 5). All of the aforementioned CLO Notes have been listed and are trading on the Main Securities Market of the Irish Stock Exchange except for Dorchester Park CLO Limited which is trading on the Global Securities Market of the Irish Stock Exchange.

The subordinated Noteholders are entitled to the residual cash flows arising from the underlying assets of the vehicles. The Parent Company consolidates the above, in accordance with IFRS 10.

Blackstone / GSO Debt Funds Management Europe Limited has been appointed as the Service Support Provider to the Parent Company and as the Manager to the subsidiaries and is referred to as GSO throughout this document.

The Parent Company and its subsidiaries together are referred to as the Group ("the Group").

Objective

The Parent Company's investment policy during the financial year is to invest predominantly in a diverse portfolio of senior secured loans and CLO Income Notes. The Parent Company intends to pursue its investment policy by using the proceeds from the issue of Notes (together with other resources available to it) to initially invest in senior secured loans. Subsequently, on the availability of appropriate market conditions, the Parent Company will also invest in CLO Income Notes issued by the Issuer CLOs (CLOs originated by the Parent Company). Initially, the Parent Company's investments will be focused predominantly in European senior secured loans, but the Parent Company has also invested in U.S. senior secured loans. As such, there is no limit on the maximum U.S. or European exposure. The Parent Company does not intend to invest directly in senior secured loans domiciled outside North America or Western Europe.

Results, activities and future developments

The results of operations are set out on page 8. The Directors do not anticipate any change in the structure or investment objectives of the Parent Company.

Directors

The Directors, who all served during the financial year, were:

Ms. Anne Flood
Ms. Imelda Shine
Mr. Aogan Foley (appointed on 24 June 2015)
Mr. Fergal O' Leary (appointed on 24 June 2015)

Secretary

Intertrust Management Ireland Limited acted as Company Secretary throughout the financial year.

BLACKSTONE / GSO CORPORATE FUNDING DESIGNATED ACTIVITY COMPANY

DIRECTORS' REPORT (continued)
For the financial year ended 31 December 2015

Directors' and Secretary's interests

The Directors, Ms. Anne Flood and Ms. Imelda Shine are also directors of the Company Secretary, Intertrust Management Ireland Limited. The Company Secretary charged EUR44,699 (31 December 2014: EUR31,759) for the financial period ended 31 December 2015 with no outstanding balance as at 31 December 2015 (31 December 2014: EUR31,759). Ms. Anne Flood and Ms. Imelda Shine were not paid a separate fee.

Intertrust Nominees (Ireland) Limited, an affiliate of the Company Secretary, holds 200 of the Parent Company's ordinary shares at a value of EUR200 on trust for charitable purposes.

Statement of Directors' responsibilities

The Directors are responsible for preparing the Directors' Report and Company's and Group's financial statements in accordance with applicable law and regulations.

Irish Company law requires the Directors to prepare financial statements for each financial year. Under that law the Directors have elected to prepare the financial statements in accordance with International Financial Reporting Standards as adopted by the European Union ("IFRS").

Under Irish law the Directors shall not approve the financial statements unless they are satisfied that they give a true and fair view of the Company's assets, liabilities and financial position of the Company and the Group at the end of the financial year and of the profit or loss of the Company and the Group for the financial year and otherwise comply with the Companies Act 2014.

In preparing the financial statements, the Directors are required to:

- select suitable accounting policies and then apply them consistently;
- make judgements and estimates that are reasonable and prudent;
- state whether the financial statements have been prepared in accordance with IFRS and note the effect and the reasons for any material departure from those standards; and
- prepare the financial statements on a going concern basis unless it is inappropriate to presume that the Company and the Group will continue in business.

The Directors are responsible for keeping adequate accounting records that are sufficient to:

- correctly record and explain the transactions of the Company and the Group;
- enable, at any time, the assets, liabilities, financial position and profit or loss of the Company and the Group to be determined with reasonable accuracy; and
- enable the Directors to ensure that the financial statements comply with the Companies Act 2014 and enable those financial statements to be audited.

In this regard State Street Fund Services (Ireland) Limited has been appointed for the purpose of maintaining adequate accounting records. Accordingly, the books of account are kept at the following address:

State Street Fund Services (Ireland) Limited
78 Sir John Rogerson's Quay
Dublin 2
Ireland

The Directors are responsible for safeguarding the assets of the Company and its subsidiaries. In this regard they have entrusted the assets of the Company to the Custodian who has been appointed as Custodian to the Company pursuant to the terms of the Custodian Agreement. The Directors have a general responsibility for taking such steps to prevent and detect fraud and other irregularities.

Risk management objectives and policies

The main risks arising from the Parent Company's financial instruments are market risk (including currency risk, interest rate risk and price risk), liquidity risk and credit risk.

For a detailed description of the risk management objectives and policies, please see Note 14.

Accounting records

The Directors ensure compliance with the Company's obligation to maintain adequate accounting records, in accordance with Sections 281 to 285 of the Companies Act 2014, by appointing competent persons to be responsible for them. The accounting records are kept by State Street Fund Services (Ireland) Limited at 78 Sir John Rogerson's Quay, Dublin 2, Ireland. From 1 March 2016, the Directors have appointed VP Fund Services Limited for the purpose of maintaining adequate accounting records.

Dividends

No dividends are recommended by the Directors in respect of the financial year ended 31 December 2015 (period ended 31 December 2014: Nil).

BLACKSTONE / GSO CORPORATE FUNDING DESIGNATED ACTIVITY COMPANY

DIRECTORS' REPORT (continued)
For the financial year ended 31 December 2015

Corporate governance statement

Introduction

The Parent Company is subject to and complies with Irish Statute comprising the Companies Act 2014 and the Listing rules of the Irish Stock Exchange. The Parent Company does not apply additional requirements in addition to those required by the above. Each of the service providers engaged by the Parent Company is subject to their own corporate governance requirements.

Financial Reporting Process

The Board of Directors ("the Board") is responsible for establishing and maintaining adequate internal control and risk management systems of the Parent Company in relation to the financial reporting process. Such systems are designed to manage rather than eliminate the risk of failure to achieve the Parent Company's financial reporting objectives and can only provide reasonable and not absolute assurance against material misstatement or loss.

The Board has established processes regarding internal control and risk management systems to ensure its effective oversight of the financial reporting process. These include appointing the Administrator, State Street Fund Services (Ireland) Limited and subsequently VP Fund Services Ltd, to maintain the accounting records of the Parent Company independently of the Service Support Provider and CLO Manager and the Collateral Administrator. As detailed in the Administration Agreement, the Administrator performs the duties of keeping the accounts of the Parent Company for the proper conduct of the Parent Company's administrative affairs.

The Board evaluates and discusses significant accounting and reporting issues as the need arises. From time to time, the Board also examines and evaluates the Administrator's financial accounting and reporting routines and monitors and evaluates the external auditors' performance, qualifications and independence.

Risk Assessment

The Board is responsible for assessing the risk of irregularities whether caused by fraud or error in financial reporting and ensuring the processes are in place for the timely identification of internal and external matters with a potential effect on financial reporting. The Board has also put in place processes to identify changes in accounting rules and recommendations and to ensure that these changes are accurately reflected in the Parent Company's financial statements.

Control Activities

The Administrator is contractually obliged to design and maintain control structures to manage the risks which the Board judges to be significant for internal control over financial reporting. These control structures include appropriate division of responsibilities and specific control activities aimed at detecting or preventing the risk of significant deficiencies in financial reporting for every significant account in the financial statements and the related notes in the Parent Company's annual report.

Monitoring

The Board has an annual process to ensure that appropriate measures are taken to consider and address the shortcomings identified and measures recommended by the independent auditors.

Capital Structure

No person has a significant direct or indirect holding of securities in the Parent Company. No person has any special rights of control over the Parent Company's share capital.

There are no restrictions on voting rights.

With regard to the appointment and replacement of Directors, the Parent Company is governed by its Articles of Association and Irish Statute comprising the Companies Act 2014. The Articles of Association themselves may be amended by special resolution of the shareholders.

Powers of Directors

The Board is responsible for managing the business affairs of the Parent Company in accordance with the Articles of Association. The Directors may delegate certain functions to the Administrator and other parties, subject to the supervision and direction by the Directors. The Directors have delegated the day to day administration of the Parent Company to the Administrator.

Significant events during the financial year

The Parent Company established four new subsidiaries, namely Dorchester Park CLO Limited, Dartry Park CLO Designated Activity Company, Orwell Park CLO Designated Activity Company and Tymon Park CLO Limited.

The Forward Purchase Agreement relating to a portfolio of assets with Dorchester Park CLO Limited matured on 26 February 2015 when the Parent Company purchased USD28,000,000 of its Subordinated Notes, representing 60.95% ownership in conjunction with the purchase of the underlying assets by the subsidiary.

BLACKSTONE / GSO CORPORATE FUNDING DESIGNATED ACTIVITY COMPANY

**DIRECTORS' REPORT (continued)
For the financial year ended 31 December 2015**

Significant events during the financial year (continued)

The Forward Purchase Agreement relating to a portfolio of assets with Dartry Park CLO Designated Activity Company matured on 16 March 2015 when the Parent Company purchased EUR22,800,000 of its Subordinated Notes, representing 51.12% ownership in conjunction with the purchase of the underlying assets by the subsidiary.

The Forward Purchase Agreement relating to a portfolio of assets with Orwell Park CLO Designated Activity Company matured on 04 June 2015 when the Parent Company purchased EUR24,225,000 of its Subordinated Notes, representing 51.00% ownership in conjunction with the purchase of the underlying assets by the subsidiary.

The Forward Purchase Agreement relating to a portfolio of assets with Tymon Park CLO Limited matured on 17 December 2015 when the Parent Company purchased EUR22,700,000 of its Subordinated Notes, representing 51.01% ownership in conjunction with the purchase of the underlying assets by the subsidiary.

There were no other significant events affecting the Parent Company since the financial year end which required adjustment to or disclosure in the financial statements.

Significant events after the financial year end


For significant events after the year end please refer to note 24.

Independent Auditors

The auditor, Deloitte, Chartered Accountants and Statutory Audit Firm has expressed its willingness to continue in office in accordance with Section 383 (2) of the Companies Act 2014, and a resolution that it be reappointed will be proposed by the Directors.

On behalf of the Board of Directors:


Director:



Aogan Foley

Date: 21 April 2016

Director:



Imelda Shine

INDEPENDENT AUDITORS' REPORT TO THE MEMBERS OF BLACKSTONE/GSO CORPORATE FUNDING DESIGNATED ACTIVITY COMPANY

We have audited the financial statements of Blackstone/GSO Corporate Funding Designated Activity Company ('the Company') for the financial year ended 31 December 2015 which comprise the Group Financial Statements: the Consolidated Statement of Comprehensive Income, the Consolidated Statement of Financial Position, the Consolidated Statement of Changes in Equity, the Consolidated Statement of Cash Flows and the Parent Company Financial Statements: the Company Statement of Financial Position, the Company Statement of Changes in Equity, the Company Statement of Cash Flows and the related notes 1 to 25. The relevant financial reporting framework that has been applied in the preparation of the Group and Parent Company Financial Statements is the Companies Act 2014 and International Financial Reporting Standards (IFRSs) as adopted by the European Union ("relevant financial reporting framework").

This report is made solely to the Company's members, as a body, in accordance with Section 391 of the Companies Act 2014. Our audit work has been undertaken so that we might state to the Company's members those matters we are required to state to them in an auditors' report and for no other purpose. To the fullest extent permitted by law, we do not accept or assume responsibility to anyone other than the Company and the Company's members as a body, for our audit work, for this report, or for the opinions we have formed.

Respective responsibilities of directors and auditors

As explained more fully in the Statement of Directors' Responsibilities, the directors are responsible for the preparation of the financial statements giving a true and fair view and otherwise comply with the Companies Act 2014. Our responsibility is to audit and express an opinion on the financial statements in accordance with the Companies Act 2014 and International Standards on Auditing (UK and Ireland). Those standards require us to comply with the Auditing Practices Board's Ethical Standards for Auditors.

Scope of the audit of the financial statements

An audit involves obtaining evidence about the amounts and disclosures in the financial statements sufficient to give reasonable assurance that the financial statements are free from material misstatement, whether caused by fraud or error. This includes an assessment of: whether the accounting policies are appropriate to the Group's and the Parent Company's circumstances and have been consistently applied and adequately disclosed; the reasonableness of significant accounting estimates made by the Directors; and the overall presentation of the financial statements. In addition, we read all the financial and non-financial information in the Annual Report to identify material inconsistencies with the audited financial statements and to identify any information that is apparently materially incorrect based on, or materially inconsistent with, the knowledge acquired by us in the course of performing the audit. If we become aware of any apparent material misstatements or inconsistencies we consider the implications for our report.

Opinion on financial statements

In our opinion:

- The Group and Parent Company financial statements give a true and fair view of the assets, liabilities and financial position of the Group and Parent Company as at 31 December 2015 and of the profit of the Group for the year then ended; and
- The Group and Parent Company financial statements have been properly prepared in accordance with the relevant financial reporting framework and, in particular with the requirements of the Companies Act 2014.

Continued on next page/

/Continued from previous page

**INDEPENDENT AUDITORS' REPORT TO THE MEMBERS OF
BLACKSTONE/GSO CORPORATE FUNDING DESIGNATED ACTIVITY COMPANY**

Matters on which we are required to report by the Companies Acts 2014

- We have obtained all the information and explanations which we consider necessary for the purposes of our audit.
- In our opinion the accounting records of the Parent Company were sufficient to permit the financial statements to be readily and properly audited.
- The Parent Company Statement of Financial Position is in agreement with the accounting records.
- In our opinion the information given in the Directors' Report is consistent with the financial statements and, based on the work undertaken in the course of the audit, the description in the Corporate Governance Statement of the main features of the internal control and risk management systems in relation to the financial reporting process is consistent with the financial statements, and has been prepared in accordance with section 1373 Companies Act 2014. Based on our knowledge and understanding of the Company and its environment obtained in the course of the audit, we have not identified any material misstatements in this information.

Matters on which we are required to report by exception

We have nothing to report in respect of the provisions in the Companies Act 2014 which require us to report to you if, in our opinion the disclosures of directors' remuneration and transactions specified by law are not made.



Brian O'Callaghan
Deloitte
Chartered Accountants and Statutory Audit Firm
Dublin

Date: 21/4/16

BLACKSTONE / GSO CORPORATE FUNDING DESIGNATED ACTIVITY COMPANY

CONSOLIDATED STATEMENT OF COMPREHENSIVE INCOME
For the financial year ended 31 December 2015

	Note	31 Dec 2015 EUR	31 Dec 2014* EUR
Income from investments designated at fair value through profit or loss		101,153,515	13,880,129
Net (loss) on derivatives		(1,632,470)	(1,182,938)
Net foreign exchange (loss)		(2,125,365)	(1,937,385)
Miscellaneous income		(169,483)	-
Net operating gain		<u>97,226,197</u>	<u>10,759,806</u>
Operating expenses	12	(36,068,027)	(25,737,911)
Comprehensive loss			
Fair value movement on financial liabilities	17	21,586,963	28,396,098
Finance (expense) on financial liabilities	18	(82,737,976)	(13,415,941)
Net profit on ordinary activities before taxation		7,157	2,052
Taxation			
Tax on ordinary activities	11	(1,789)	(513)
Total comprehensive income		<u>5,368</u>	<u>1,539</u>

All results are from continuing activities.

*For the period from 16 April 2014 (date of incorporation) to 31 December 2014.

The accompanying notes are an integral part of these financial statements.

BLACKSTONE / GSO CORPORATE FUNDING DESIGNATED ACTIVITY COMPANY


**CONSOLIDATED STATEMENT OF FINANCIAL POSITION
As at 31 December 2015**

	Note	31 Dec 2015 EUR	31 Dec 2014 EUR
Financial assets at fair value through profit or loss:			
Designated at fair value through profit or loss:			
- Investments	2, 13	2,978,409,444	1,651,477,103
Held for trading			
- Derivative financial assets	2, 3, 13	1,064,492	122,994
Receivable for investments sold	2	26,226,989	35,633,279
Other receivables	8	12,903,986	6,540,010
Cash and cash equivalents	7	326,118,471	767,976,769
Total assets		<u>3,344,723,382</u>	<u>2,461,750,155</u>
Financial liabilities at fair value through profit or loss:			
Designated at fair value through profit or loss:			
- Profit Participating Notes	4, 13	(311,012,708)	(284,277,149)
- Debt issued by subsidiaries	4, 13	(2,753,682,387)	(1,202,548,753)
Held for trading			
- Derivative financial liabilities	2, 3, 13	(3,027,875)	(453,907)
Variable funding notes ("VFNs")	2, 6	(60,189,177)	(402,323,249)
Payable for investments purchased	2	(168,907,700)	(541,066,001)
Interest payable on debt issued by subsidiaries		(24,622,414)	(8,746,027)
Other payables and accrued expenses	9	(8,273,997)	(7,333,327)
Total liabilities		<u>(3,329,716,258)</u>	<u>(2,446,748,413)</u>
Net Assets		<u>15,007,124</u>	<u>15,001,742</u>
Capital and Reserves			
	10		
Called up share capital – Parent Company		215	215
Called up share capital – Minority Interest		7	3
Share premium		14,999,985	14,999,985
Retained earnings		6,917	1,539
		<u>15,007,124</u>	<u>15,001,742</u>

The accompanying notes are an integral part of these financial statements.

On behalf of the Board of Directors:

Director:


Aogan Foley
Director:


Imelda Shine

Date: 21 April 2016

BLACKSTONE / GSO CORPORATE FUNDING DESIGNATED ACTIVITY COMPANY


COMPANY STATEMENT OF FINANCIAL POSITION
As at 31 December 2015

	Note	31 Dec 2015 EUR	31 Dec 2014 EUR
Financial assets at fair value through profit or loss:			
Designated at fair value through profit or loss:			
- Investments	2, 13	322,907,494	587,168,958
Held for trading			
- Derivative financial assets	2, 3, 13	-	33,785
Receivable for investments sold	2	163,280,093	472,771,051
Other receivables	8	1,836,439	5,501,703
Cash and cash equivalents	7	46,030,319	91,601,158
Total assets		<u>534,054,345</u>	<u>1,157,076,655</u>
Financial liabilities at fair value through profit or loss:			
Designated at fair value through profit or loss:			
- Profit Participating Notes	4, 13	(311,012,708)	(284,277,149)
Held for trading			
- Derivative financial liabilities	2, 3, 13	(939,403)	(288,660)
Variable funding notes	2, 6	(60,189,177)	(402,323,249)
Payable for investments purchased	2	(145,433,283)	(447,523,872)
Other payables and accrued expenses	9	(1,478,014)	(7,662,865)
Total liabilities		<u>(519,052,585)</u>	<u>(1,142,075,795)</u>
Net Assets		<u>15,001,760</u>	<u>15,000,860</u>
Capital and Reserves			
	10		
Called up share capital		215	215
Share premium		14,999,985	14,999,985
Retained earnings		1,560	660
		<u>15,001,760</u>	<u>15,000,860</u>

The accompanying notes are an integral part of these financial statements.

On behalf of the Board of Directors:

Director:


Aogan Foley
Director:



Imelda Shine
Date: 21 April 2016

BLACKSTONE / GSO CORPORATE FUNDING DESIGNATED ACTIVITY COMPANY

CONSOLIDATED STATEMENT OF CHANGES IN EQUITY
For the financial year ended 31 December 2015

	Note	Share Capital EUR	Share Premium Reserve EUR	Retained Earnings EUR	Total EUR
For the financial period ended 2014*:					
At the beginning of the financial period		-	-	-	-
Shares Issued	10	223	19,999,980	-	20,000,203
Shares Redeemed	10	(5)	(4,999,995)	-	(5,000,000)
		218	14,999,985	-	15,000,203
Retained earnings		-	-	1,539	1,539
At the end of the financial period		218	14,999,985	1,539	15,001,742
For the financial year ended 2015:					
At beginning of the financial year		218	14,999,985	1,539	15,001,742
Shares Issued	10	4	-	-	4
Shares Redeemed	10	-	-	-	-
		222	14,999,985	1,539	15,001,746
Retained earnings		-	-	5,368	5,368
Currency remeasurement		-	-	10	10
At end of the financial year		222	14,999,985	6,917	15,007,124

*For the financial period from 16 April 2014 (date of incorporation) to 31 December 2014.

The accompanying notes are an integral part of these financial statements.

BLACKSTONE / GSO CORPORATE FUNDING DESIGNATED ACTIVITY COMPANY

**COMPANY STATEMENT OF CHANGES IN EQUITY
For the financial year ended 31 December 2015**

	Note	Share Capital EUR	Share Premium Reserve EUR	Retained Earnings EUR	Total EUR
For the financial period ended 2014*:					
At the beginning of the financial period		-	-	-	-
Shares Issued	10	220	19,999,980	-	20,000,200
Shares Redeemed	10	(5)	(4,999,995)	-	(5,000,000)
		215	14,999,985	-	15,000,200
Retained earnings		-	-	660	660
At the end of the financial period		215	14,999,985	660	15,000,860
	Note	Share Capital EUR	Share Premium Reserve EUR	Retained Earnings EUR	Total EUR
For the financial year ended 2015:					
At beginning of the financial year		215	14,999,985	660	15,000,860
Shares Issued	10	-	-	-	-
Shares Redeemed	10	-	-	-	-
		215	14,999,985	660	15,000,860
Retained earnings		-	-	900	900
At end of the financial year		215	14,999,985	1,560	15,001,760

*For the financial period from 16 April 2014 (date of incorporation) to 31 December 2014.

The accompanying notes are an integral part of these financial statements.

BLACKSTONE / GSO CORPORATE FUNDING DESIGNATED ACTIVITY COMPANY

CONSOLIDATED STATEMENT OF CASH FLOWS
For the financial year ended 31 December 2015

	31 Dec 2015	31 Dec 2014*
	EUR	EUR
Total comprehensive income	5,368	1,539
Adjustments for:		
Net loss on financial assets at fair value	15,518,156	566,895
Movement in debt issued by the Parent Company and its subsidiaries	(21,586,963)	(28,396,098)
Unrealised loss on derivatives	1,632,470	330,913
Unrealised loss on foreign exchange	1,985,569	2,107,424
Operating cash flows before movements in working capital	<u>(2,445,400)</u>	<u>(25,389,327)</u>
(Increase) in other receivables	(6,363,976)	(6,540,010)
Increase in other payables	940,670	7,333,327
Cash (used in)/generated by operations	<u>(5,423,306)</u>	<u>793,317</u>
Net cash (outflows) from operating activities	<u>(7,868,706)</u>	<u>(24,596,010)</u>
Investing activities		
Purchase of investments	(3,247,622,679)	(1,216,717,632)
Sales/paydowns of investments	1,547,793,204	70,106,356
Net cash (outflows) from investing activities	<u>(1,699,829,475)</u>	<u>(1,146,611,276)</u>
Financing activities		
Proceeds from VFNs	622,735,308	446,247,494
Repayments of VFNs	(964,869,380)	(43,924,245)
Proceeds from PPN	29,979,526	330,950,000
Redemption of PPN	-	(45,000,000)
Proceeds from debt issued by subsidiaries	1,593,400,575	1,229,272,000
Increase on interest payable on debt	15,543,001	8,746,027
Proceeds from share issuance - Parent Company	-	20,000,200
Proceeds from share issuance - Subsidiaries	4	3
Payments of shares redeemed - Parent Company	-	(5,000,000)
Interest paid on PPNs	(29,464,326)	-
Net cash inflows from financing activities	<u>1,267,324,708</u>	<u>1,941,291,479</u>
Net (decrease)/increase in cash and cash equivalents	<u>(440,373,473)</u>	<u>770,084,193</u>
Cash and cash equivalents at start of the financial year	767,976,769	-
Unrealised (loss) on foreign exchange	(1,985,569)	(2,107,424)
Currency remeasurement	500,744	-
Cash and cash equivalents at end of the financial year	<u>326,118,471</u>	<u>767,976,769</u>
Net cash flows from operating activities include:		
Interest paid	(75,714,429)	(841,238)
Interest received	109,559,124	8,742,741
Tax paid	(74,610)	-

*For the financial period from 16 April 2014 (date of incorporation) to 31 December 2014.

The accompanying notes are an integral part of these financial statements.

BLACKSTONE / GSO CORPORATE FUNDING DESIGNATED ACTIVITY COMPANY

COMPANY STATEMENT OF CASH FLOWS
For the financial year ended 31 December 2015

	31 Dec 2015	31 Dec 2014*
	EUR	EUR
Total comprehensive income	900	660
Adjustments for:		
Net loss on financial assets at fair value	3,650,731	4,342,591
Movement in debt issued by the Parent Company	26,220,359	(1,672,851)
Unrealised loss on derivatives	684,528	254,875
Unrealised loss on foreign exchange	45,252	2,172,942
Operating cash flows before movements in working capital	<u>30,601,770</u>	<u>5,098,217</u>
Decrease/(increase) in other receivables	3,665,264	(5,501,703)
(Decrease)/increase in other payables	<u>(6,184,851)</u>	<u>7,662,865</u>
Cash (used in)/generated by operations	<u>(2,519,587)</u>	<u>2,161,162</u>
Net cash inflows from operating activities	<u>28,082,183</u>	<u>7,259,379</u>
Investing activities		
Purchase of investments	(2,121,981,999)	(1,202,951,883)
Sales/paydowns of investments	<u>2,389,993,101</u>	<u>586,193,155</u>
Net cash inflows/(outflows) from investing activities	<u>268,011,102</u>	<u>(616,758,728)</u>
Financing activities		
Proceeds from VFNs	622,735,308	446,247,494
Repayments of VFNs	(964,869,380)	(43,924,245)
Proceeds from PPN	29,979,526	330,950,000
Redemption of PPN	-	(45,000,000)
Proceeds from share issuance	-	20,000,200
Payments of shares redeemed	-	(5,000,000)
Interest paid on PPNs	<u>(29,464,326)</u>	<u>-</u>
Net cash (outflows)/inflows from financing activities	<u>(341,618,872)</u>	<u>703,273,449</u>
Net (decrease)/increase in cash and cash equivalents	<u>(45,525,587)</u>	<u>93,774,100</u>
Cash and cash equivalents at start of the financial year	91,601,158	-
Unrealised loss on foreign exchange	<u>(45,252)</u>	<u>(2,172,942)</u>
Cash and cash equivalents at end of the financial year	<u>46,030,319</u>	<u>91,601,158</u>
Net cash flows from operating activities include:		
Interest paid	(31,675,572)	(699,641)
Interest received	49,455,292	5,620,248
Tax paid	(73,875)	-

*For the financial period from 16 April 2014 (date of incorporation) to 31 December 2014

The accompanying notes are an integral part of these financial statements.

BLACKSTONE / GSO CORPORATE FUNDING DESIGNATED ACTIVITY COMPANY

NOTES TO THE CONSOLIDATED FINANCIAL STATEMENTS
For the financial year ended 31 December 2015

Note 1 General information

Blackstone / GSO Corporate Funding Designated Activity Company (the "Parent Company") is a limited liability company incorporated in Ireland on 16 April 2014. The Parent Company was established to originate investments using the proceeds from the issuance of profit participating notes ("PPN") and other resources available to it such as the Variable Funding Notes ("VFN"). The Parent Company is a qualifying company for the purposes of Section 110 of the Taxes Consolidation Act, 1997, as amended.

The Group is defined as the Parent Company and its subsidiaries:

Phoenix Park CLO Designated Activity Company	Dorchester Park CLO Limited
Sorrento Park CLO Designated Activity Company	Orwell Park CLO Designated Activity Company
Castle Park CLO Designated Activity Company	Tymon Park CLO Limited
Dartry Park CLO Designated Activity Company	

These consolidated financial statements relate to the financial statements for the Group.

A collateralised loan obligation ("CLO") is a pooled investment vehicle which invests in a diversified group of loan assets. To finance its investments the vehicle issues notes to investors. The servicing and repayment of these notes is linked directly to the performance of the underlying assets.

The portfolios underlying the CLO Notes consist mainly of senior secured loans, mezzanine loans, second lien loans and high yield bonds. Interest is payable on the notes issued by the subsidiaries on a quarterly basis.

The CLO Notes are outstanding at the financial year end and are subject to a final legal maturity date of 2027, 2028 and 2029 (please refer to Note 5). All of the aforementioned CLO Notes have been listed and are trading on the Main Securities Market of the Irish Stock Exchange except for Dorchester Park CLO Limited which is trading on the Global Securities Market of the Irish Stock Exchange.

Note 2 Significant accounting policies

Statement of compliance and basis of preparation

The principal accounting policies applied in the preparation of these financial statements are set out below. These policies have been consistently applied.

The financial statements have been prepared in accordance with International Financial Reporting Standards as adopted by the European Union ("IFRS") and interpretations adopted by the International Accounting Standards Board ("IASB") and the Irish Companies Act 2014 applicable to companies reporting under IFRS. They have been prepared on an historical cost basis with the exception of investments, derivatives, debt issued by the subsidiaries and the PPN, which are carried at fair value.

The financial statements are presented in Euro ("EUR") and rounded to the nearest EUR.

As permitted by Section 304 of the Companies Act 2014 the Parent Company is availing of the exemption from presenting its "separate" income statement in these financial statements and from filing it with the Registrar of Companies. The profit for the current period dealt with in the separate financial statements of Blackstone / GSO Corporate Funding Designated Activity Company, amounts to EUR900 (31 December 2014: EUR660).

New standards, amendments and interpretations issued and effective for the financial year beginning 1 January 2015

There are no new standards, amendments and interpretations issued and effective for the financial year beginning 1 January 2015 which have an impact on the Company's financial position or performance.

New standards, amendments and interpretations issued but not effective for the financial year beginning 1 January 2015 and not early adopted

IFRS 10 "Consolidated Financial Statements", IFRS 12 "Disclosures of Interests in Other Entities" and IAS 27 "Separate Financial Statements" amendments were issued in September 2014 and will become effective for the periods beginning on or after 1 January 2016. The amendments clarify the following: exemption from preparing consolidated financial statements; a subsidiary providing services that relate to the parent's investment activities; application of the equity method by a non-investment entity investor to an investment entity investee and disclosure requirements relating to an investment entity measuring all of its subsidiaries at fair value. These amendments are not expected to have any impact on the Group's financial position or performance nor are they expected to have any impact on these consolidated financial statements since the Parent Company does not meet the definition of an investment company and so will continue to consolidate its subsidiaries.

IFRS 14 "Regulatory Deferred Accounts" was issued in January 2014 and will become effective for the periods beginning on or after 1 January 2016. The new standard is not expected to have any impact on the Group's financial position, performance or disclosures in its financial statements.

IFRS 15 "Revenue from Contracts with Customers" was issued in May 2014 and will become effective for periods beginning on or after 1 January 2017. The new standard is not expected to have any impact on the Group's financial position, performance or disclosures in its financial statements.

BLACKSTONE / GSO CORPORATE FUNDING DESIGNATED ACTIVITY COMPANY

NOTES TO THE CONSOLIDATED FINANCIAL STATEMENTS (continued)
For the financial year ended 31 December 2015

Note 2 Significant accounting policies (continued)

Statement of compliance and basis of preparation (continued)

Basis of consolidation

The Group financial statements incorporate the financial statements of the Parent Company and its subsidiaries. As at 31 December 2015 the Parent Company has seven subsidiaries, as listed in note 1, all of which have been originated.

The subsidiaries are deemed to be subsidiaries of Blackstone / GSO Corporate Funding Designated Activity Company under the provisions of IFRS 10 including the consideration of the following factors:

- The Parent Company owns at least 51% of the subordinated notes of each entity and so has exposure to variable returns;
- The Parent Company has contributed at least 50% of the assets of each entity;
- The Parent Company has the right to a residual balance of income.

The Parent Company has taken into account that it does not own any share capital of the entities.

Intragroup balances and any unrealised gains or losses or income or expenses arising from intragroup transactions are eliminated in preparing the consolidated financial statements. Unrealised losses are eliminated in the same way as unrealised gains, but only to the extent that there is no evidence of impairment.

(Please refer to Note 5 for further details of the subsidiary undertakings).

Cross holdings within Company

For the purposes of producing the Consolidated Financial Statements of the Group, investments by the Parent Company within the Group in the Notes of the subsidiaries, also known as "Cross Holdings" must be eliminated in order to prevent double counting. In preparing the Consolidated Statement of Financial Position of the Group, the value of financial assets is reduced by the value of Cross Holdings as at 31 December 2015 and 31 December 2014. In preparing the Consolidated Statement of Comprehensive Income of the Group, the net realised and unrealised gain/(loss) on financial assets, is reduced by the amount of realised and change in unrealised gains and losses on Cross Holdings earned during the financial year/period.

Foreign currency translation

Items included in the Group and Parent Company's financial statements are measured and also presented using the currency of the primary economic environment in which it operates (the functional currency). This is the Euro ("EUR") for all entities within the Group except Dorchester Park CLO Limited, which reflects the fact that the liabilities and the majority of their assets are in EUR. The functional currency for Dorchester Park CLO Limited is the US Dollar ("USD"), which reflects the fact that the liabilities and the majority of its assets are in USD.

Transactions in foreign currencies are translated at the foreign currency exchange rate ruling at the date of the transaction. Monetary assets and liabilities denominated in foreign currencies are translated to Euro at the foreign currency closing exchange rate ruling at the financial year end date. Foreign currency exchange differences arising on translation and realised gains and losses on disposals or settlements of monetary assets and liabilities are recognised in the Consolidated Statement of Comprehensive Income. Non-monetary assets and liabilities denominated in foreign currencies that are measured at fair value are translated to Euro at the foreign currency exchange rates ruling at the dates that the values were determined. All foreign currency exchange differences relating to monetary items, including cash and cash equivalents, are included in the net foreign exchange gain/(loss) in the Consolidated Statement of Comprehensive Income. Foreign exchange gain/(loss) on financial assets at fair value through profit or loss are included in income from investments designated at fair value through profit or loss.

The results and financial position of all the Group entities that have a functional currency different from the presentation currency are translated into the presentation currency as follows:

- a) assets and liabilities for each Statement of Financial Position presented are translated at the closing rate at the date of that Statement of Financial Position;
- b) income and expenses for each Statement of Comprehensive Income are translated at average exchange rates (unless this average is not a reasonable approximation of the cumulative effect of the rates prevailing on the transaction dates, in which case income and expenses would be translated at the rate on the dates of the transactions); and
- c) all resulting exchange differences are recognised in comprehensive income.

Judgments and use of estimates

The preparation of financial statements in accordance with IFRS requires the Directors to make judgements, estimates and assumptions that affect the application of policies and the reported amounts of assets and liabilities, income and expense. The estimates and associated assumptions are based on historical experience and various other factors that are believed to be reasonable under the circumstances, the results of which form the basis of making the judgements about carrying values of assets and liabilities that are not readily apparent from other sources. Actual results may differ from these estimates.

BLACKSTONE / GSO CORPORATE FUNDING DESIGNATED ACTIVITY COMPANY

NOTES TO THE CONSOLIDATED FINANCIAL STATEMENTS (continued)
For the financial year ended 31 December 2015

Note 2 Significant accounting policies (continued)

Judgments and use of estimates (continued)

The key judgments used in the preparation of these consolidated financial statements are:

- the accounting policy choice regarding the designation of the loan assets, CLO Income Notes, PPN and debt issued by the subsidiaries as fair value through profit or loss; and
- the choice of valuation technique to use in the assessment of fair value of the financial instruments held. These include, in particular, using Markit sourced prices to value the loan assets and Thompson Reuters to value the CLO Income Notes, together with the bespoke models to value the PPN and the debt issued by the subsidiaries.

The determination of fair value is the key source of estimation uncertainty. This relates in particular to the carrying value of the loan assets, Income Notes, PPN and debt issued by the subsidiaries. More details on the approach to valuation of these instruments is included in the accounting policy on financial instruments. Please see also Note 13 for further details. Revisions to accounting estimates are recognised in the period in which the estimate is revised if the revision affects only that period or in the period of the revision and future periods if the revision affects both current and future periods.

Financial instruments

Financial assets and liabilities are recognised in the Statement of Financial Position when the Group or Parent Company becomes a party to the contractual provisions of the instrument.

(i) Investments

IAS 39 "Financial Instruments: Recognition and Measurement" establishes specific categories into which all financial assets must be classified. The classification of financial instruments dictates how these assets are subsequently measured in the financial statements. There are four categories of financial assets: *assets at fair value through profit or loss*, *available for sale*, *loans and receivables* and *held to maturity*. All investments held at the reporting date are categorised as fair value through profit or loss.

A regular way purchase of financial assets is recognised using trade date accounting. From this date any gains and losses arising from changes in fair value of the financial assets are recorded. All investments are classified as held at fair value through profit or loss on initial recognition. Transaction costs on financial assets at fair value through profit or loss are expensed immediately. Subsequent to initial recognition, all instruments classified at fair value through profit or loss are measured at fair value with changes in their fair value recognised in income from investments designated at fair value through profit or loss in the Statement of Comprehensive Income.

The Parent Company has two types of investments – loan assets and CLO Income Notes.

Where available, the fair value of financial instruments is based on their quoted market prices at the financial year end date without any deduction for estimated future selling costs. However, all of the loan asset fair value prices used in the financial statements are based on broker quotes received from Markit Group Limited ("Markit"). Financial assets are priced at current mid prices. If a quoted market price is not available on a recognised stock exchange or from a broker/dealer for non-exchange traded financial instruments, the fair value of the instrument is estimated using the valuation techniques of GSO, including use of recent arm's length market transactions, reference to the current fair value of another instrument that is substantially the same, discounted cash flow techniques, option pricing models or any other valuation technique that provides a reliable estimate of prices obtained in actual market transactions.

The CLO Income Notes issued by the subsidiaries listed on the Irish Stock Exchange is priced by Thompson Reuters and this price is used to establish the fair value of the CLO Income Notes held by the Parent Company and disclosed as financial assets at fair value through profit or loss in the Company Statement of Financial Position.

The Group and Parent Company derecognises a financial asset when the contractual rights to the cash flows from the financial asset expire or it transfers the financial asset and the transfer qualifies for derecognition in accordance with IAS 39. The Group and Parent Company uses the average method to determine realised gains and losses on derecognition.

(ii) Financial liabilities

A financial liability is recognised when the Parent Company and Group enters into a contract giving rise to an obligation.

The PPN issued by the Parent Company is recorded at fair value and is designated as liabilities at fair value through profit or loss. The fair value of the PPN is based on a model incorporating the fair value of all the underlying assets and liabilities to which it is exposed.

Debt issued by the subsidiaries is also recorded at fair value and is designated as liabilities at fair value through profit or loss. Debt issued by the subsidiaries and listed on the Irish Stock Exchange is valued in accordance with a model incorporating all the fair value of the underlying assets and liabilities to which it is exposed, which is the basis of its fair value.

BLACKSTONE / GSO CORPORATE FUNDING DESIGNATED ACTIVITY COMPANY

NOTES TO THE CONSOLIDATED FINANCIAL STATEMENTS (continued)
For the financial year ended 31 December 2015

Note 2 Significant accounting policies (continued)

Financial instruments (continued)

(ii) Financial liabilities (continued)

VFNs are carried at amortised cost minus repayments and adjusted for the movement in foreign currency. All movements in foreign currency on the VFNs, commitment fees and interest charged on the amounts borrowed are recognised in the finance expense on financial liabilities in the Consolidated Statement of Comprehensive Income.

A financial liability is derecognised when the obligation specified in the contract is discharged, cancelled or expired.

(iii) Cash and cash equivalents

Cash comprises of current deposits with banks. Cash equivalents are short-term highly liquid investments that are readily convertible to known amounts of cash, are subject to an insignificant risk of changes in value, and are held for the purpose of meeting short-term cash commitments rather than for investment or other purposes. Details of the banks where short-term investments are held at the financial year end are disclosed in Note 7.

(iv) Forward purchase agreements

Forward purchase agreements are recognised at fair value through profit or loss: held for trading on the date on which the contract is entered into and are subsequently re-measured at fair value. All forward purchase agreements are carried as assets when fair value is positive and as liabilities when fair value is negative.

The forward purchase agreements are over-the-counter ("OTC") contracts for delayed delivery of investments in which the buyer agrees to buy and the seller agrees to deliver specified investments at specified prices on a specified future date. Because the terms are not standardised, they are not traded on organised exchanges and generally can be terminated or closed out only by agreement of both parties to the contract. They are valued in accordance with the terms of the forward purchase agreement.

Subsequent changes in the fair value of the forward purchase agreements are recognised immediately in the Consolidated Statement of Comprehensive Income.

A forward purchase agreement is derecognised when the obligation specified in the contract is discharged, cancelled or expired.

(v) Swaps

A currency swap is an interest rate swap in which the cash flows are in different currencies. Upon initiation of a currency swap, the counterparties make an initial exchange of notional principals in the two currencies. During the life of the swap, each party pays interest (in the currency of the principal received) to the other. At the maturity of the swap, the parties make a final exchange of the initial principal amounts, reversing the initial exchange at the same spot rate. Swap contracts are recognised at fair value through profit or loss: held for trading on the date on which the contract is entered into and are subsequently re-measured at fair value. Contracts are marked-to-market daily based upon calculations using a valuation model and the change, if any, is recorded as unrealised appreciation or depreciation. Payments received or paid on maturity or termination of the contract are recognised as realised gains or losses in the Consolidated Statement of Comprehensive Income. A swap contract is derecognised when the obligation specified in the contract is discharged, cancelled or expired.

Limited Recourse

The Notes are limited recourse obligations of the Parent Company and Group which are payable solely out of amounts received by the Parent Company and Group in respect of the collateral held. The net proceeds of the realisation of the collateral following an event of default, or on maturity of the Notes, may be insufficient to pay all amounts due on the Notes. The Subordinated Notes/PPN receive interest based on an available funds basis out of the interest proceeds after payment of certain fees and expenses and interest payable in respect of each of the other classes of Notes.

Receivable for investments sold and payable for investments purchased

Receivable for investments sold and payable for investments purchased represent amounts receivable and payable respectively for transactions contracted for but not yet delivered at the end of the financial year.

Interest income and expense

Interest income and expense are recognised in the Consolidated Statement of Comprehensive Income as they accrue, on an effective interest rate basis.

Expenses

All expenses are recognised in the Consolidated Statement of Comprehensive Income on an accruals basis.

Finance expense on financial liabilities

Finance charges are accounted for on an accruals basis in the Consolidated Statement of Comprehensive Income.

BLACKSTONE / GSO CORPORATE FUNDING DESIGNATED ACTIVITY COMPANY

NOTES TO THE CONSOLIDATED FINANCIAL STATEMENTS (continued)
For the financial year ended 31 December 2015

Note 2 Significant accounting policies (continued)

Taxation

Corporation tax is provided on taxable profits at current rates applicable to the Group's activities.

Share capital

Ordinary shares have a right to vote but are not redeemable - they do not participate in the net income of the Group or Parent Company and are classified as equity. Share classes B1 and B2 do not have a right to vote and hold no right to receive a dividend - they do not participate in the net income of the Group or Parent Company and are also classified as equity.

Segment reporting

A segment is a distinguishable component of the Group or Parent Company that is engaged in providing products or services (business segment), or in providing products or services within a particular economic environment (geographical segment), which is subject to risks and rewards that are different to those of other segments. The Group or Parent Company has only one line of business, which is its investment activities in debt securities and derivative financial instruments and represents its primary business segment.

Unfunded loans

Unfunded loans occur when the Group or Parent Company commits to purchase a loan asset and has purchased less the 100% of the commitment at the reporting date. The percentage outstanding as at the reporting date is the unfunded loan. The full 100% of the commitment is reflected in the Consolidated Statement of Financial Position at the reporting date as an asset designated at fair value through profit or loss. The percentage outstanding is reflected in the Consolidated Statement of Financial Position as a financial liability designated at fair value through profit or loss.

Organisational fees

All known organisational fees were recognised on an accruals basis in the Statement of Comprehensive Income.

Note 3 Derivative financial assets and liabilities

The Parent Company will, from time to time, enter into a forward purchase agreement whereby it will purchase and warehouse investments on behalf of a CLO Issuer and sell those same warehoused investments to the same CLO Issuer at a specified purchase price at a specified future date. The forward purchase agreements contain provisions whereby (i) recourse to the Parent Company under the forward purchase agreement would be limited to available funds and (ii) the CLO Issuer would be required to enter into non-petition covenants whereby the CLO Issuer would agree not to take action to petition or take any corporate action or other steps or legal proceedings for the winding up of the Parent Company. As at 31 December 2015 there was no forward purchase agreement open (31 December 2014: Dorchester Park CLO Limited with an unrealised value of EUR(254,875)).

The Group has also entered into currency swaps. The Group has a total unrealised gain of EUR1,064,492 (31 December 2014: EUR122,994) and an unrealised loss of EUR(3,027,875) (31 December 2014: EUR(453,907)) on all of its derivative financial assets and liabilities as at 31 December 2015.

Note 4 Profit participating note and debt issued by subsidiaries

The PPN is an unsecured, limited recourse obligation of the Parent Company. The recourse of the Noteholder is limited to the proceeds available at such time from the debt obligations, CLO Income Notes and other obligations, which comply with the investment policy (refer to page 2). The Parent Company has issued the following PPN:

	Due date	Amount issued	Market Value 31 Dec 2015
		EUR	EUR
Profit participating note	01/06/2044	(315,929,526)	(311,012,708)
Total		<u>(315,929,526)</u>	<u>(311,012,708)</u>

BLACKSTONE / GSO CORPORATE FUNDING DESIGNATED ACTIVITY COMPANY

NOTES TO THE CONSOLIDATED FINANCIAL STATEMENTS (continued)
For the financial year ended 31 December 2015

Note 4 Profit participating note and debt issued by subsidiaries (continued)

	Due date	Amount issued EUR	Market Value 31 Dec 2014 EUR
Profit participating note	01/06/2044	(285,950,000)	(284,277,149)
Total		<u>(285,950,000)</u>	<u>(284,277,149)</u>

The coupon on the PPN is payable on an available funds basis as set out in the Profit Participating Note Issuing and Purchase Agreement.

The rights attached to the debt issued by subsidiaries are as set out in the relevant offering documents.

The Group has issued Notes with the following market values for the financial year ended 31 December 2015 as follows:

Details	Debt issued by subsidiaries EUR	PPN EUR	Total EUR
Issued by the Parent Company	-	(311,012,708)	(311,012,708)
Issued by Phoenix Park CLO Limited	(396,161,826)	-	(396,161,826)
Issued by Sorrento Park CLO Limited	(494,774,153)	-	(494,774,153)
Issued by Castle Park CLO Limited	(398,055,987)	-	(398,055,987)
Issued by Dartry Park CLO Limited	(395,374,578)	-	(395,374,578)
Issued by Dorchester Park CLO Limited	(447,977,740)	-	(447,977,740)
Issued by Orwell Park CLO Limited	(397,298,310)	-	(397,298,310)
Issued by Tymon Park CLO Limited	(400,888,644)	-	(400,888,644)
Debt issued by the subsidiaries and purchased by the Parent Company (eliminated on consolidation)	176,848,851	-	176,848,851
Total	<u>(2,753,682,387)</u>	<u>(311,012,708)</u>	<u>(3,064,695,095)</u>

The Group has issued Notes with the following market values for the period from 16 April 2014 to 31 December 2014 as follows:

Details	Debt issued by subsidiaries EUR	PPN EUR	Total EUR
Issued by the Parent Company	-	(284,277,149)	(284,277,149)
Issued by Phoenix Park CLO Limited	(397,574,879)	-	(397,574,879)
Issued by Sorrento Park CLO Limited	(498,459,949)	-	(498,459,949)
Issued by Castle Park CLO Limited	(401,379,100)	-	(401,379,100)
Debt issued by the subsidiaries and purchased by the Parent Company (eliminated on consolidation)	94,865,175	-	94,865,175
Total	<u>(1,202,548,753)</u>	<u>(284,277,149)</u>	<u>(1,486,825,902)</u>

Note 5 Subsidiaries

The entities listed below are deemed to be subsidiaries of Blackstone / GSO Corporate Funding Designated Activity Company under the provisions of IFRS 10 including the consideration of the following factors:

- The Parent Company owns at least 51% of the subordinated notes of each entity and so has exposure to variable returns;
- The Parent Company has contributed at least 50% of the assets of each entity;
- The Parent Company has the right to a residual balance of income.

The Parent Company has taken into account that it does not own any share capital of the entities.

The collateral obligations have been sold by the Parent Company to its subsidiaries. The assets of the subsidiaries are not available to satisfy the obligations of the Parent Company.

Name of subsidiary	Place of incorporation and operation	Date of incorporation	% Subordinated Notes held
Phoenix Park CLO Designated Activity Company	Ireland	7 April 2014	51.38%
Sorrento Park CLO Designated Activity Company	Ireland	20 August 2014	60.53%
Castle Park CLO Designated Activity Company	Ireland	14 October 2014	100.00%
Dorchester Park CLO Limited	Ireland	25 November 2014	60.95%
Dartry Park CLO Designated Activity Company	Ireland	6 January 2015	51.12%
Orwell Park CLO Designated Activity Company	Ireland	6 March 2015	51.00%
Tymon Park CLO Limited	Ireland	26 May 2015	51.01%

BLACKSTONE / GSO CORPORATE FUNDING DESIGNATED ACTIVITY COMPANY

**NOTES TO THE CONSOLIDATED FINANCIAL STATEMENTS (continued)
For the financial year ended 31 December 2015**

Note 5 Subsidiaries (continued)

The registered office for each subsidiary is 3rd Floor, Europa House, Harcourt Centre, Harcourt Street, Dublin 2, Ireland.

The largest group in which the results of the subsidiaries are consolidated is that headed by Blackstone Group L.P.

Each of the subsidiaries has issued the following Notes, which are listed on the Irish Stock Exchange as at 31 December 2015:

	Phoenix Park CLO Designated Activity Company			Sorrento Park CLO Designated Activity Company			Castle Park CLO Designated Activity Company		
	Due date	Amount issued EUR	Coupon Rate	Due date	Amount issued EUR	Coupon Rate	Due date	Amount issued EUR	Coupon Rate
Senior rated notes									
Class A-1 senior secured floating rate notes	2027	(236,000,000)	1.35%	-	-	-	2028	(238,000,000)	1.35%
Class A-1A senior secured floating rate notes	-	-	-	2027	(290,000,000)	1.25%	-	-	-
Class A-1B senior secured fixed rate notes	-	-	-	2027	(5,000,000)	1.85%	-	-	-
Class A-2 senior secured floating rate notes	2027	(47,000,000)	2.05%	-	-	-	-	-	-
Class A-2A senior secured floating rate notes	-	-	-	2027	(28,750,000)	2.00%	2028	(32,000,000)	2.15%
Class A-2B senior secured fixed rate notes	-	-	-	2027	(30,000,000)	2.71%	2028	(15,000,000)	3.00%
Class B senior secured deferrable floating rate notes	2027	(24,000,000)	2.55%	2027	(30,000,000)	2.55%	2028	(23,000,000)	2.70%
Class C senior secured deferrable floating rate notes	2027	(23,000,000)	3.40%	2027	(28,750,000)	3.40%	2028	(23,000,000)	3.65%
Class D senior secured deferrable floating rate notes	2027	(24,000,000)	5.10%	2027	(30,000,000)	4.90%	2028	(26,000,000)	5.60%
Class E senior secured deferrable floating rate notes	2027	(14,000,000)	6.00%	2027	(17,500,000)	6.25%	2028	(12,000,000)	6.50%
Subordinated notes	2027	(45,250,000)	Residual	2027	(57,000,000)	Residual	2028	(46,000,000)	Residual
Total Issued		<u>(413,250,000)</u>			<u>(517,000,000)</u>			<u>(415,000,000)</u>	
Total Market Value as at 31 December 2015		<u>(396,161,826)</u>			<u>(494,774,153)</u>			<u>(398,055,987)</u>	

BLACKSTONE / GSO CORPORATE FUNDING DESIGNATED ACTIVITY COMPANY

NOTES TO THE CONSOLIDATED FINANCIAL STATEMENTS (continued)
For the financial year ended 31 December 2015

Note 5 Subsidiaries (continued)

	Dartry Park CLO Designated Activity Company			Dorchester Park CLO Limited			Orwell Park CLO Designated Activity Company		
	Due date	Amount issued EUR	Coupon Rate	Due date	Amount issued USD	Coupon Rate	Due date	Amount issued EUR	Coupon Rate
Senior rated notes									
Class A senior secured floating rate notes	-	-		2027	(312,500,000)	1.400%	-	-	
Class A-1 senior secured floating rate notes	-	-		-	-		2029	(243,000,000)	1.300%
Class A-1A senior secured floating rate notes	2029	(238,000,000)	1.300%	-	-		-	-	
Class A-1B senior secured fixed rate notes	2029	(5,000,000)	1.585%	-	-		-	-	
Class A-2 senior secured floating rate notes	-	-		-	-		2029	(42,000,000)	2.000%
Class A-2A senior secured floating rate notes	2029	(30,000,000)	2.100%	-	-		-	-	
Class A-2B senior secured floating rate notes	-	-		-	-		-	-	
Class A-2B senior secured fixed rate notes	2029	(12,000,000)	2.531%	-	-		-	-	
Class B senior secured floating rate notes	-	-		2027	(62,750,000)	2.200%	-	-	
Class B senior secured deferrable floating rate notes	2029	(24,000,000)	2.900%	-	-		2029	(24,000,000)	2.500%
Class C secured deferrable floating rate notes	-	-		2027	(27,250,000)	3.200%	-	-	
Class C senior secured deferrable floating rate notes	2029	(21,500,000)	3.750%	-	-		2029	(21,500,000)	3.250%
Class D secured deferrable floating rate notes	-	-		2027	(19,000,000)	3.55%	-	-	
Class D senior secured deferrable floating rate notes	2029	(24,500,000)	5.650%	-	-		2029	(25,000,000)	4.450%
Class E secured deferrable floating rate notes	-	-		2027	(25,000,000)	5.25%	-	-	
Class E senior secured deferrable floating rate notes	2029	(11,500,000)	7.000%	-	-		2029	(12,000,000)	5.200%
Class F secured deferrable floating rate notes	-	-		2027	(17,000,000)	6.25%	-	-	
Subordinated notes	2029	(44,600,000)	Residual	2027	(45,940,000)	Residual	2029	(47,500,000)	Residual
Total Issued		<u>(411,100,000)</u>			<u>(509,440,000)</u>			<u>(415,000,000)</u>	
Total Market Value as at 31 December 2015		<u>(395,374,578)</u>			<u>(447,977,740)</u>			<u>(397,298,310)</u>	

BLACKSTONE / GSO CORPORATE FUNDING DESIGNATED ACTIVITY COMPANY

NOTES TO THE CONSOLIDATED FINANCIAL STATEMENTS (continued)
For the financial year ended 31 December 2015

Note 5 Subsidiaries (continued)

	Tymon Park CLO Limited		
	Due	Amount issued	Coupon
	date	EUR	Rate
Senior rated notes			
Class A-1A senior secured floating rate notes	2029	(238,000,000)	1.450%
Class A-1B senior secured fixed rate notes	2029	(5,000,000)	1.580%
Class A-2A senior secured floating rate notes	2029	(27,000,000)	2.100%
Class A-2B senior secured fixed rate notes	2029	(15,000,000)	2.470%
Class B senior secured deferrable floating rate notes	2029	(24,000,000)	2.950%
Class C senior secured deferrable floating rate notes	2029	(22,000,000)	3.750%
Class D senior secured deferrable floating rate notes	2029	(26,500,000)	5.700%
Class E senior secured deferrable floating rate notes	2029	(12,000,000)	6.750%
Subordinated notes	2029	(44,500,000)	Residual
Total Issued		<u>(414,000,000)</u>	
Total Market Value as at 31 December 2015		<u>(400,888,644)</u>	

Phoenix Park CLO Designated Activity Company

All of the Notes, other than the Subordinated Notes, are floating rate and bear interest at three month EURIBOR plus the margin specified above. The Subordinated Notes receive interest based on an available funds basis out of the interest proceeds after payment of certain fees and expenses and interest payable in respect of each of the other classes of Notes.

The maturity date is 29 July 2027. The Notes will be repaid upon any breach of the coverage of the tests (as defined in the Offering Circular). Any reduction in the fair value of the securities will be matched by a reduction in the repayment obligations of the Notes.

Sorrento Park CLO Designated Activity Company

All of the Notes, other than Class A1-B and A2-B and the Subordinated Notes, are floating rate and bear interest at three month EURIBOR plus the margin specified above. The Subordinated Notes receive interest based on an available funds basis out of the interest proceeds after payment of certain fees and expenses and interest payable in respect of each of the other classes of Notes.

The maturity date is 16 November 2027. The Notes will be repaid upon any breach of the coverage of the tests (as defined in the Offering Circular). Any reduction in the fair value of the securities will be matched by a reduction in the repayment obligations of the Notes.

Castle Park CLO Designated Activity Company

All of the Notes, other than Class A2-B and the Subordinated Notes, are floating rate and bear interest at three month EURIBOR plus the margin specified above. The Subordinated Notes receive interest based on an available funds basis out of the interest proceeds after payment of certain fees and expenses and interest payable in respect of each of the other classes of Notes.

The maturity date is 15 January 2028. The Notes will be repaid upon any breach of the coverage of the tests (as defined in the Offering Circular). Any reduction in the fair value of the securities will be matched by a reduction in the repayment obligations of the Notes.

BLACKSTONE / GSO CORPORATE FUNDING DESIGNATED ACTIVITY COMPANY

NOTES TO THE CONSOLIDATED FINANCIAL STATEMENTS (continued)
For the financial year ended 31 December 2015

Note 5 Subsidiaries (continued)

Dartry Park CLO Designated Activity Company

All of the Notes, other than Class A1-B, Class A2-B and the Subordinated Notes, are floating rate and bear interest at three month EURIBOR plus the margin specified above. The Subordinated Notes receive interest based on an available funds basis out of the interest proceeds after payment of certain fees and expenses and interest payable in respect of each of the other classes of Notes.

The maturity date is 28 April 2029. The Notes will be repaid upon any breach of the coverage of the tests (as defined in the Offering Circular). Any reduction in the fair value of the securities will be matched by a reduction in the repayment obligations of the Notes.

Dorchester Park CLO Limited

All of the Notes, other than Class A2-B and the Subordinated Notes, are floating rate and bear interest at three month LIBOR plus the margin specified above. The Subordinated Notes receive interest based on an available funds basis out of the interest proceeds after payment of certain fees and expenses and interest payable in respect of each of the other classes of Notes.

The maturity date is 20 January 2027. The Notes will be repaid upon any breach of the coverage of the tests (as defined in the Offering Circular). Any reduction in the fair value of the securities will be matched by a reduction in the repayment obligations of the Notes.

Orwell Park CLO Designated Activity Company

All of the Notes, other than Class A2-B and the Subordinated Notes, are floating rate and bear interest at three month EURIBOR plus the margin specified above. The Subordinated Notes receive interest based on an available funds basis out of the interest proceeds after payment of certain fees and expenses and interest payable in respect of each of the other classes of Notes.

The maturity date is 18 July 2029. The Notes will be repaid upon any breach of the coverage of the tests (as defined in the Offering Circular). Any reduction in the fair value of the securities will be matched by a reduction in the repayment obligations of the Notes.

Tymon Park CLO Limited

All of the Notes, other than Class A1-B and A2-B and the Subordinated Notes, are floating rate and bear interest at three month EURIBOR plus the margin specified above. The Subordinated Notes receive interest based on an available funds basis out of the interest proceeds after payment of certain fees and expenses and interest payable in respect of each of the other classes of Notes.

The maturity date is 21 January 2029. The Notes will be repaid upon any breach of the coverage of the tests (as defined in the Offering Circular). Any reduction in the fair value of the securities will be matched by a reduction in the repayment obligations of the Notes.

BLACKSTONE / GSO CORPORATE FUNDING DESIGNATED ACTIVITY COMPANY

NOTES TO THE CONSOLIDATED FINANCIAL STATEMENTS (continued)
For the financial year ended 31 December 2015

Note 5 Subsidiaries (continued)

Each of the subsidiaries has issued the following Notes, which are listed on the Irish Stock Exchange as at 31 December 2014:

	Phoenix Park CLO Designated Activity Company			Sorrento Park CLO Designated Activity Company			Castle Park CLO Designated Activity Company		
	Due date	Amount issued EUR	Coupon Rate	Due date	Amount issued EUR	Coupon Rate	Due date	Amount issued EUR	Coupon Rate
Senior rated notes									
Class A-1 senior secured floating rate notes	2027	(236,000,000)	1.35%	-	-	-	2028	(238,000,000)	1.35%
Class A-1A senior secured floating rate notes	-	-	-	2027	(290,000,000)	1.25%	-	-	-
Class A-1B senior secured fixed rate notes	-	-	-	2027	(5,000,000)	1.85%	-	-	-
Class A-2 senior secured floating rate notes	2027	(47,000,000)	2.05%	-	-	-	-	-	-
Class A-2A senior secured floating rate notes	-	-	-	2027	(28,750,000)	2.00%	2028	(32,000,000)	2.15%
Class A-2B senior secured fixed rate notes	-	-	-	2027	(30,000,000)	2.71%	2028	(15,000,000)	3.00%
Class B senior secured deferrable floating rate notes	2027	(24,000,000)	2.55%	2027	(30,000,000)	2.55%	2028	(23,000,000)	2.70%
Class C senior secured deferrable floating rate notes	2027	(23,000,000)	3.40%	2027	(28,750,000)	3.40%	2028	(23,000,000)	3.65%
Class D senior secured deferrable floating rate notes	2027	(24,000,000)	5.10%	2027	(30,000,000)	4.90%	2028	(26,000,000)	5.60%
Class E senior secured deferrable floating rate notes	2027	(14,000,000)	6.00%	2027	(17,500,000)	6.25%	2028	(12,000,000)	6.50%
Subordinated notes	2027	(45,250,000)	Residual	2027	(57,000,000)	Residual	2028	(46,000,000)	Residual
Total Issued		<u>(413,250,000)</u>			<u>(517,000,000)</u>			<u>(415,000,000)</u>	
Total Market Value as at 31 December 2014		<u>(397,574,879)</u>			<u>(498,459,949)</u>			<u>(401,379,100)</u>	

Note 6 Variable Funding Notes

On 8 August 2014 the Parent Company entered into a "Variable Funding Note Issuing and Purchasing Agreement" whereby Noteholders are required to make funds available to the Parent Company by way of the Parent Company issuing the variable funding notes ("VFNs") and requesting funding amounts from time to time in accordance with the agreement. The details are:

Noteholders	Maximum funding amounts EUR	Funding share %	Funding amounts as at 31 December 2015 EUR
Citibank, N.A.	(100,000,000)	21.04	(12,671,406)
BNP Paribas, London Branch	(125,000,000)	26.32	(15,839,257)
Deutsche Bank AG, London Branch	(125,000,000)	26.32	(15,839,257)
Bank of America N.A., London Branch	(125,000,000)	26.32	(15,839,257)
Total VFNs	<u>(475,000,000)</u>	<u>100.00</u>	<u>(60,189,177)</u>

Noteholders	Maximum funding amounts EUR	Funding share %	Funding amounts as at 31 December 2014 EUR
Citibank, N.A.	(100,000,000)	21.04	(84,699,632)
BNP Paribas, London Branch	(125,000,000)	26.32	(105,874,539)
Deutsche Bank AG, London Branch	(125,000,000)	26.32	(105,874,539)
Bank of America N.A., London Branch	(125,000,000)	26.32	(105,874,539)
Total VFNs	<u>(475,000,000)</u>	<u>100.00</u>	<u>(402,323,249)</u>

BLACKSTONE / GSO CORPORATE FUNDING DESIGNATED ACTIVITY COMPANY

**NOTES TO THE CONSOLIDATED FINANCIAL STATEMENTS (continued)
For the financial year ended 31 December 2015**

Note 6 Variable Funding Notes (continued)

The main conditions attached to the VFNs are:

The Noteholders will advance to the Parent Company, on a pro rata basis based on their respective funding share, amounts in Euro, British Pounds and/or USD up to an aggregate outstanding amount equal to the maximum funding amounts. No funding amount will be required to be advanced by the Noteholders until the following is confirmed:

- a. No event of default or potential event of default has occurred or is subsisting or would occur as a result of such advance;
- b. The Noteholders have received a funding notice with respect to the funding amount;
- c. Immediately after the advance, the sum of the committed funding amount and the allocated unfunded amount will not exceed the maximum funding amount;
- d. Immediately prior to and immediately after such advance, each coverage test is and will be satisfied;
- e. The funding amount is denominated in the same currency as the investments which will be purchased with the proceeds of the funding amount;
- f. The revolving period end date has not occurred; and
- g. No requirements of any law or regulation will prohibit or otherwise restrain the Noteholders from making the required funding amount.

Each or any of the Noteholders may waive any of the above conditions.

The VFNs have a revolving period end date which is the earliest of three calendar years from the date of the agreement (8 August 2017) or an agreed early amortisation date.

The Parent Company also entered into a Deed of Charge and Assignment, granting security to the Noteholders over the assets of the Parent Company.

Note 7 Cash and cash equivalents

	Group 31 Dec 2015 EUR	Parent Company 31 Dec 2015 EUR
Money Market Funds	26,672,024	-
Cash	<u>299,446,447</u>	<u>46,030,319</u>
	<u>326,118,471</u>	<u>46,030,319</u>
	Group 31 Dec 2014 EUR	Parent Company 31 Dec 2014 EUR
Money Market Funds	224,176,470	-
Cash	<u>543,800,299</u>	<u>91,601,158</u>
	<u>767,976,769</u>	<u>91,601,158</u>

The cash is held with the Custodian, Citibank N.A., London Branch which has a credit rating of A1 from Moody's as at 31 December 2015 (31 December 2014: A2). The cash invested in Money Market Funds is held with Goldman Sachs which has a credit rating of Aaa - mf (31 December 2014: Morgan Stanley Liquidity Funds which has a credit rating of Baa2 from Moody's and Blackrock Institutional Cash Series plc which has a credit rating of A+).

Note 8 Other receivables

	Group 31 Dec 2015 EUR	Parent Company 31 Dec 2015 EUR
Interest receivable	12,634,359	1,642,945
Other receivables	<u>269,627</u>	<u>193,494</u>
	<u>12,903,986</u>	<u>1,836,439</u>

BLACKSTONE / GSO CORPORATE FUNDING DESIGNATED ACTIVITY COMPANY

NOTES TO THE CONSOLIDATED FINANCIAL STATEMENTS (continued)
For the financial year ended 31 December 2015

Note 8 Other receivables (continued)

	Group	Parent Company
	31 Dec 2014	31 Dec 2014
	EUR	EUR
Interest receivable	6,069,211	4,623,047
Other receivables	470,799	878,656
	<u>6,540,010</u>	<u>5,501,703</u>

Note 9 Other payables and accrued expenses

	Group	Parent Company
	31 Dec 2015	31 Dec 2015
	EUR	EUR
Interest fee payable	(83,907)	(83,907)
Commitment fee payable	(1,220,450)	(1,220,450)
Management fee payable	(3,429,199)	-
Administration fee payable	(92,760)	(20,016)
Audit fee payable	(57,027)	(34,500)
Other payable	(3,390,654)	(119,141)
	<u>(8,273,997)</u>	<u>(1,478,014)</u>

	Group	Parent Company
	31 Dec 2014	31 Dec 2014
	EUR	EUR
Broker fee payable	(3,113,358)	(3,113,358)
Interest fee payable	-	(2,295,153)
Commitment fee payable	(2,068,066)	(2,068,066)
Management fee payable	(1,500,428)	-
Administration fee payable	(69,043)	(10,000)
Audit fee payable	(30,750)	(30,000)
Other payable	(551,682)	(146,288)
	<u>(7,333,327)</u>	<u>(7,662,865)</u>

Note 10 Share capital

Upon incorporation the authorised share capital of the Parent Company was EUR1,000,000 divided into 1,000,000 ordinary shares of EUR1.00 each.

The Directors have the right to allot unissued share capital of the Parent Company up to an equal amount of the authorised share capital. Without prejudice to current shareholders, any share may be issued with such preferred, deferred or other special rights or such restrictions whether in regard to dividend, voting, return of capital or otherwise as the Directors may from time to time determine. Any shares may also be increased or reduced or divided into classes, as the Directors may determine.

On 3 June 2014, the Board of Directors approved the following change to the authorised share capital of the Parent Company:

The share capital of the Parent Company is EUR1,000,000 divided into ownership shares, being 999,800 ordinary shares of EUR1.00 each and non-ownership shares, being 100 B1 shares of EUR1.00 each and 100 B2 shares of EUR1.00 each.

The Ordinary Shares are ownership and voting shares. The B1 and B2 shares are non-ownership and non-voting shares. The issued share capital is held on trust for charitable purposes.

The class B1 shares were issued to Blackstone Treasury Asia Pte. Limited, a related party to GSO. Immediately upon Admission to the Irish Stock Exchange, the Class B1 shares were redeemed in their entirety and replaced instead with Class B2 shares which were held by Blackstone / GSO Loan Financing 2 Limited until 27 August 2015. On 27 August 2015 the Class B2 shares were transferred from Blackstone / GSO Loan Financing 2 Limited to Blackstone / GSO Loan Financing Limited.

BLACKSTONE / GSO CORPORATE FUNDING DESIGNATED ACTIVITY COMPANY

NOTES TO THE CONSOLIDATED FINANCIAL STATEMENTS (continued)
For the financial year ended 31 December 2015

Note 10 Share capital (continued)

Each of the subsidiaries has minimal share capital, being authorised share capital of EUR100 divided into 100 ordinary shares of EUR1.00 each. The issued share capital of each of the subsidiaries is EUR1.00 which is held in trust by Intertrust Nominees (Ireland) Limited for charitable purposes.

The following tables represent the movement in shares issued by the Group for the financial year ended 31 December 2015:

	Ordinary shares EUR	Ordinary shares Number	B1 shares EUR	B1 shares Number	B2 shares EUR	B2 shares Number
Opening balance	203	203	-	-	15,000,000	15
Issued Parent Company	-	-	-	-	-	-
Issued Subsidiaries	4	4	-	-	-	-
Share premium	-	-	-	-	-	-
Redeemed	-	-	-	-	-	-
Closing balance	<u>207</u>	<u>207</u>	<u>-</u>	<u>-</u>	<u>15,000,000</u>	<u>15</u>

The following tables represent the movement in shares issued by the Group for the financial period ended 31 December 2014:

	Ordinary shares EUR	Ordinary shares Number	B1 shares EUR	B1 shares Number	B2 shares EUR	B2 shares Number
Opening balance	-	-	-	-	-	-
Issued Parent Company	200	200	5,000,000	5	15	15
Issued Subsidiaries	3	3	-	-	-	-
Share premium	-	-	-	-	14,999,985	-
Redeemed	-	-	(5,000,000)	(5)	-	-
Closing balance	<u>203</u>	<u>203</u>	<u>-</u>	<u>-</u>	<u>15,000,000</u>	<u>15</u>

The following tables represent the movement in shares issued by the Parent Company for the financial year ended 31 December 2015:

	Ordinary shares EUR	Ordinary shares Number	B1 shares EUR	B1 shares Number	B2 shares EUR	B2 shares Number
Opening balance	200	200	-	-	15,000,000	15
Issued	-	-	-	-	-	-
Share premium	-	-	-	-	-	-
Redeemed	-	-	-	-	-	-
Closing balance	<u>200</u>	<u>200</u>	<u>-</u>	<u>-</u>	<u>15,000,000</u>	<u>15</u>

The following tables represent the movement in shares issued by the Parent Company for the financial period ended 31 December 2014:

	Ordinary shares EUR	Ordinary shares Number	B1 shares EUR	B1 shares Number	B2 shares EUR	B2 shares Number
Opening balance	-	-	-	-	-	-
Issued	200	200	5,000,000	5	15	15
Share premium	-	-	-	-	14,999,985	-
Redeemed	-	-	(5,000,000)	(5)	-	-
Closing balance	<u>200</u>	<u>200</u>	<u>-</u>	<u>-</u>	<u>15,000,000</u>	<u>15</u>

BLACKSTONE / GSO CORPORATE FUNDING DESIGNATED ACTIVITY COMPANY

NOTES TO THE CONSOLIDATED FINANCIAL STATEMENTS (continued)
For the financial year ended 31 December 2015

Note 11	Taxation	Group 31 Dec 2015 EUR	Group 31 Dec 2014 EUR
	Current financial year tax	<u>(1,789)</u>	<u>(513)</u>
	Reconciliation of tax charge to profit before tax:		
	Profit before tax	<u>7,157</u>	<u>2,052</u>
	Corporation tax at 25%	<u>(1,789)</u>	<u>(513)</u>
Note 12	Operating expenses	Group 31 Dec 2015 EUR	Group 31 Dec 2014 EUR
	Legal fees	(4,068,082)	(1,892,678)
	Trustee fees	141,868	(51,636)
	Management fees	(11,394,738)	(1,545,284)
	Underwriter fees	(15,772,895)	(14,608,728)
	Organisational fees	-	(6,120,505)
	Administration fees	(121,020)	(29,408)
	Audit fees	(152,500)	(75,590)
	Other operating fees	<u>(4,700,660)</u>	<u>(1,414,082)</u>
		<u>(36,068,027)</u>	<u>(25,737,911)</u>

The audit fee of EUR152,500 (31 December 2014: EUR75,590) includes remuneration of EUR122,500 for the provision of the statutory audit work only. A further EUR30,000 (31 December 2014: EUR30,000) was charged for taxation services provided by Deloitte to the Group.

Note 13 Fair value hierarchy

Valuation of financial instruments

The Group is required to classify fair value measurements using a fair value hierarchy that reflects the significance of the inputs used in making the measurements. The fair value hierarchy has the following levels:

- Level 1 - Quoted market price in an active market for an identical instrument.
- Level 2 - Valuation techniques based on observable inputs. This category includes instruments valued using: quoted market prices in active markets for similar instruments; quoted prices for similar instruments in markets that are considered less than active; or other valuation techniques where all significant inputs are directly or indirectly observable from market data.
- Level 3 - Valuation techniques using significant unobservable inputs. This category includes all instruments where the valuation technique includes inputs not based on observable data and the unobservable inputs could have a significant impact on the instrument's valuation. This category includes instruments that are valued based on quoted prices for similar instruments where significant unobservable adjustments or assumptions are required to reflect differences between the instruments.

The level in the fair value hierarchy within which the fair value measurement is categorised in its entirety is determined on the basis of the lowest level input that is significant to the fair value measurement in its entirety. For this purpose, the significance of an input is assessed against the fair value measurement in its entirety. If a fair value measurement uses observable inputs that require significant adjustment based on unobservable inputs, that measurement is a Level 3 measurement. Assessing the significance of a particular input to the fair value measurement in its entirety requires judgement, considering factors specific to the asset or liability.

The determination of what constitutes 'observable' requires significant judgement. The Group and the Parent Company considers observable data to be that market data that is readily available, regularly distributed or updated, reliable and verifiable, not proprietary and provided by independent sources that are actively involved in the relevant market.

All of the holdings as at 31 December 2015 were broker priced through Markit and the majority were classified as Level 2 since the input into the Markit price consisted of more than one price. However a small number of holdings as at 31 December 2015 were priced through Markit where the input into the Markit price was only one price so they were classified as Level 3. The CLO Income Notes issued by the subsidiaries and held by the Parent Company are priced by Thompson Reuters. Since this is a single pricing source, the CLO Income Notes are classified as Level 3.

BLACKSTONE / GSO CORPORATE FUNDING DESIGNATED ACTIVITY COMPANY

NOTES TO THE CONSOLIDATED FINANCIAL STATEMENTS (continued)
For the financial year ended 31 December 2015

Note 13 Fair value hierarchy (continued)

Valuation of financial instruments (continued)

The PPN and debt issued by the subsidiaries are categorised as Level 3. The PPN and the debt issued by the subsidiaries are valued using a model which is based on the fair value of the underlying assets and liabilities of the relevant entity.

For each class of assets and liabilities not measured at fair value in the Consolidated Statement of Financial Position but for which fair value is disclosed, the Group is required to disclose the level within the fair value hierarchy which the fair value measurement would be categorised and a description of the valuation technique and inputs used in the technique.

Assets and Liabilities not carried at fair value are carried at amortised cost; their carrying values are reasonable approximations of fair value.

Cash and cash equivalents with banks and other short-term investments in an active market are categorised as Level 2.

The amortised cost of the VFNs equate to their fair value due to the floating interest rates and the proximity of the maturity dates.

Receivable for investments sold and other receivables include the contractual amounts for settlement of trades and other obligations due to the Parent Company. Payable for investments sold and other payables represent the contractual amounts and obligations due by the Parent Company for settlement of trades and expenses. All of the receivable and payable balances are categorised as Level 2.

The following tables analyse the fair value hierarchy of the Group's financial instruments carried at fair value as at 31 December 2015:

Group	Level 1 EUR	Level 2 EUR	Level 3 EUR	Total Fair Value EUR
Financial assets at fair value through profit or loss:				
Designated at fair value through profit or loss:				
- Investments	-	2,822,784,016	155,625,428	2,978,409,444
Held for trading				
- Derivative financial assets	-	1,064,492	-	1,064,492
Total financial assets	<u>-</u>	<u>2,823,848,508</u>	<u>155,625,428</u>	<u>2,979,473,936</u>
Financial liabilities at fair value through profit or loss:				
Designated at fair value through profit or loss:				
- PPN	-	-	(311,012,708)	(311,012,708)
- Debt issued by subsidiaries	-	-	(2,753,682,387)	(2,753,682,387)
Held for trading				
- Derivative financial liabilities	-	(3,027,875)	-	(3,027,875)
Total financial liabilities	<u>-</u>	<u>(3,027,875)</u>	<u>(3,064,695,095)</u>	<u>(3,067,722,970)</u>

There were no transfers between Level 1 and Level 2 of the fair value hierarchy during the financial year.

The following tables analyse the fair value hierarchy of the Group's financial instruments carried at fair value as at 31 December 2014:

Group	Level 1 EUR	Level 2 EUR	Level 3 EUR	Total Fair Value EUR
Financial assets at fair value through profit or loss:				
Designated at fair value through profit or loss:				
- Investments	-	1,505,197,929	146,279,174	1,651,477,103
Held for trading				
- Derivative financial assets	-	122,994	-	122,994
Total financial assets	<u>-</u>	<u>1,505,320,923</u>	<u>146,279,174</u>	<u>1,651,600,097</u>
Financial liabilities at fair value through profit or loss:				
Designated at fair value through profit or loss:				
- PPN	-	-	(284,277,149)	(284,277,149)
- Debt issued by subsidiaries	-	-	(1,202,548,753)	(1,202,548,753)
Held for trading				
- Derivative financial liabilities	-	(453,907)	-	(453,907)
Total financial liabilities	<u>-</u>	<u>(453,907)</u>	<u>(1,486,825,902)</u>	<u>(1,487,279,809)</u>

BLACKSTONE / GSO CORPORATE FUNDING DESIGNATED ACTIVITY COMPANY

NOTES TO THE CONSOLIDATED FINANCIAL STATEMENTS (continued)
For the financial year ended 31 December 2015

Note 13 Fair value hierarchy (continued)

Valuation of financial instruments (continued)

There were no transfers between Level 1 and Level 2 of the fair value hierarchy during the financial period.

The following table shows the movement in Level 3 of the fair value hierarchy for the financial year ended 31 December 2015:

Group	Financial assets at fair value through profit or loss EUR	Financial liabilities at fair value through profit or loss EUR
Opening balance	146,279,174	(1,486,825,902)
Net gains or losses in comprehensive income	(14,361,741)	460,729,228
Purchases/Issuances	195,620,057	(2,038,598,421)
Sales	(89,432,744)	-
Movement out of Level 3	(82,479,318)	-
Closing balance	<u>155,625,428</u>	<u>(3,064,695,095)</u>

The movement out of Level 3 represent holdings that were priced by Markit as at 31 December 2014 with only one price input resulting in a fair value hierarchy classification of Level 3. However, these same holdings were priced by Markit as at 31 December 2015 with more than one price input resulting in a fair value hierarchy classification of Level 2.

The following table shows the movement in Level 3 of the fair value hierarchy for the period ended 31 December 2014:

Group	Financial assets at fair value through profit or loss EUR	Financial liabilities at fair value through profit or loss EUR
Opening balance	-	-
Net gains or losses in comprehensive income	(1,968,061)	28,396,098
Purchases/Issuances	196,727,399	(1,515,222,000)
Sales	(48,480,164)	-
Closing balance	<u>146,279,174</u>	<u>(1,486,825,902)</u>

The Group's policy is to recognise transfers into and transfers out of fair value hierarchy levels as of the last day of the accounting period.

Sensitivity of level 3 holdings to unobservable inputs

A number of holdings as at 31 December 2015 and 31 December 2014 were priced through Markit where the input into the Markit price was only one price so they were classified as Level 3. These loan assets are not modelled on analysts' prices but are from dealers' runs therefore there are no unobservable inputs into the prices. The CLO Income Notes were priced by Thompson Reuters which was classified as Level 3 because it was a single pricing source.

The assets classified as Level 3 represented 5.2% (31 December 2014: 8.9%) of the total financial assets. If the price of the holdings classified as Level 3 increased or decreased by 5% it would result in an increase or decrease in the value of the financial assets of EUR7,781,271 (0.26% of the total financial assets) (31 December 2014: EUR7,313,959 (0.44% of total financial assets)). There also would be an equal and opposite effect on the valuation of the PPN and debt issued by the subsidiaries (0.28%) (31 December 2014: (0.49%)).

The financial liabilities at fair value through profit or loss consist of the PPN and debt issued by the subsidiaries. The PPN and the majority of the debt issued by the subsidiaries are valued using a model based on the fair value of the underlying assets and liabilities. The amortised cost of the VFNs and cash and cash equivalents and receivables and payables included in the underlying assets and liabilities equate to their fair value due to the floating interest rates and short term nature of the balances. If the value of the underlying assets or liabilities changes then there would be an equal and opposite effect on the valuation of the PPN and the debt issued by the subsidiaries – as discussed in the previous paragraph.

BLACKSTONE / GSO CORPORATE FUNDING DESIGNATED ACTIVITY COMPANY

NOTES TO THE CONSOLIDATED FINANCIAL STATEMENTS (continued)
For the financial year ended 31 December 2015

Note 13 Fair value hierarchy (continued)

Valuation of financial instruments (continued)

The following tables analyse with the fair value hierarchy the Parent Company's financial instruments carried at fair value as at 31 December 2015:

Parent Company	Level 1 EUR	Level 2 EUR	Level 3 EUR	Total Fair Value EUR
Financial assets at fair value through profit or loss:				
Designated at fair value through profit or loss:				
- Investments	-	137,816,910	185,090,584	322,907,494
Held for trading				
- Derivative financial assets	-	-	-	-
Total financial assets	<u>-</u>	<u>137,816,910</u>	<u>185,090,584</u>	<u>322,907,494</u>
Financial liabilities at fair value through profit or loss:				
Designated at fair value through profit or loss:				
- PPN	-	-	(311,012,708)	(311,012,708)
Held for trading				
- Derivative financial liabilities	-	(939,403)	-	(939,403)
Total financial liabilities	<u>-</u>	<u>(939,403)</u>	<u>(311,012,708)</u>	<u>(311,952,111)</u>

There were no transfers between Level 1 and Level 2 of the fair value hierarchy during the financial year.

The following tables analyse with the fair value hierarchy the Parent Company's financial instruments carried at fair value as at 31 December 2014:

Parent Company	Level 1 EUR	Level 2 EUR	Level 3 EUR	Total Fair Value EUR
Financial assets at fair value through profit or loss:				
Designated at fair value through profit or loss:				
- Investments	-	451,627,773	135,541,185	587,168,958
Held for trading				
- Derivative financial assets	-	33,785	-	33,785
Total financial assets	<u>-</u>	<u>451,661,558</u>	<u>135,541,185</u>	<u>587,202,743</u>
Financial liabilities at fair value through profit or loss:				
Designated at fair value through profit or loss:				
- PPN	-	-	(284,277,149)	(284,277,149)
Held for trading				
- Derivative financial liabilities	-	(288,660)	-	(288,660)
Total financial liabilities	<u>-</u>	<u>(288,660)</u>	<u>(284,277,149)</u>	<u>(284,565,809)</u>

There were no transfers between Level 1 and Level 2 of the fair value hierarchy during the financial period.

BLACKSTONE / GSO CORPORATE FUNDING DESIGNATED ACTIVITY COMPANY

**NOTES TO THE CONSOLIDATED FINANCIAL STATEMENTS (continued)
For the financial year ended 31 December 2015**

Note 13 Fair value hierarchy (continued)

Valuation of financial instruments (continued)

The following table shows the movement in Level 3 of the Parent Company's fair value hierarchy for the financial year ended 31 December 2015:

Parent Company	Financial assets at fair value through profit or loss EUR	Financial liabilities at fair value through profit or loss EUR
Opening balance	135,541,185	(284,277,149)
Movement out of Level 3	(25,441,206)	-
Net gains or losses in comprehensive income	(13,891,197)	3,243,967
Purchases/Issuances	161,640,730	(29,979,526)
Sales	(72,758,928)	-
Closing balance	<u>185,090,584</u>	<u>(311,012,708)</u>

The movement out of Level 3 represent holdings that were priced by Markit as at 31 December 2014 with only one price input resulting in a fair value hierarchy classification of Level 3. However, these same holdings were priced by Markit as at 31 December 2015 with more than one price input resulting in a fair value hierarchy classification of Level 2.

The following table shows the movement in Level 3 of the Parent Company's fair value hierarchy for the financial period ended 31 December 2014:

Parent Company	Financial assets at fair value through profit or loss EUR	Financial liabilities at fair value through profit or loss EUR
Opening balance	-	-
Total unrealised gains or losses in comprehensive income	(9,963,868)	1,672,851
Purchases/Issuances	193,911,717	(285,950,000)
Sales	(48,406,664)	-
Closing balance	<u>135,541,185</u>	<u>(284,277,149)</u>

The Parent Company's policy is to recognise transfers into and transfers out of fair value hierarchy levels as of the last day of the accounting period.

Sensitivity of level 3 holdings to unobservable inputs

A number of holdings as at 31 December 2015 were priced through Markit where the input into the Markit price was only one price so they were classified as Level 3. These loan assets are not modelled on analysts' prices but are from dealers' runs therefore there are no unobservable inputs into the prices. The CLO Income Notes were priced by Thompson Reuters which were classified as Level 3 because it was a single pricing source.

The assets classified as Level 3 represented 57.3% (31 December 2014: 23.1%) of the total financial assets. If the price of the holdings classified as Level 3 increased or decreased by 5% it would result in an increase or decrease in the value of the financial assets of EUR9,254,529 (2.87% of the total financial assets) (31 December 2014: EUR6,777,059 (1.15% of the total financial assets)). There also would be an equal and opposite effect on the valuation of the PPN and the debt issued by the subsidiaries (2.98%) (31 December 2014: (2.38%)).

The CLO Income Notes are valued by Thompson Reuters using discounted cash flow models. The key model input assumptions are the loan prepayment rates, loan default rates, loan recovery given default rates and reinvestment rates. These metrics are accumulated from various market sources independent of GSO. Additionally, Thompson Reuters review each CLO Indenture and the latest underlying CLO loan portfolio forming various projections based on the quality of the collateral, the collateral manager capabilities and general macroeconomic conditions.

BLACKSTONE / GSO CORPORATE FUNDING DESIGNATED ACTIVITY COMPANY

NOTES TO THE CONSOLIDATED FINANCIAL STATEMENTS (continued)
For the financial year ended 31 December 2015

Note 13 Fair value hierarchy (continued)

Sensitivity of level 3 holdings to unobservable inputs (continued)

The financial liabilities at fair value through profit or loss consist of the PPN. The PPN is valued using a model based on the fair value of the underlying assets and liabilities. The amortised cost of the VFNs and cash and cash equivalents and receivables and payables included in the underlying assets and liabilities equate to their fair value due to the floating interest rates and short term nature of the balances. If the value of the underlying assets or liabilities changes then there would be an equal and opposite effect on the valuation of the PPN – as discussed in the previous paragraph.

The element of debt issued by the subsidiaries and purchased by the Parent Company – the CLO Income Notes is valued by Thompson Reuters. If the valuation had increased or decreased by 5% the value of the CLO Income Notes would move by EUR8,555,110 (31 December 2014: EUR4,743,259).

Note 14 Financial instruments and associated risks

The following note discloses all of the risks that the Group (including the Parent Company) is exposed to, whether the assets are held by the Parent Company or the subsidiaries. The Group is exposed to market risk (including currency risk, interest rate risk and price risk) credit risk and liquidity risk arising from the financial instruments it holds. The information below details how the Group manages the aforementioned risks.

Risk management

GSO's approach to risk management includes both analytical and judgemental elements.

The principal risk in the Group is credit risk, so the focus of the process is on managing and mitigating specific credit risk for both borrowers in the Parent Company and the underlying subsidiaries.

The following limits (the "eligibility criteria") apply to senior secured loans (and, to the extent applicable, other corporate debt loan instruments) directly held by the Parent Company (and not through CLO Income Notes):

Maximum exposure	% of Parent Company's gross asset value
Per obligor	5
Per industry sector	15
	(with exception of one industry which may be up to 20 per cent)
To obligors with a rating lower than B-/B3/B-	7.5
To second lien loans, unsecured loans, mezzanine loans and high yield bonds	10

For the purposes of these eligibility criteria, 'gross asset value' shall mean gross assets including any investments in CLO Income Notes and any undrawn commitment amount of any gearing under any term revolving credit facility. Further, for the avoidance of doubt, the eligibility criteria shall apply on a trade date basis.

Each of these eligibility criteria will be measured at the close of each business day on which a new investment is made, and there will be no requirement to sell down in the event the limits are breached at any subsequent point (for instance, as a result of movement in the gross asset value, or the sale or downgrading of any assets held by the Parent Company).

In addition, each CLO in which the Parent Company holds CLO Income Notes will have its own eligibility criteria and portfolio limits. These limits are designed to ensure the portfolio of assets within the CLO meets a prescribed level of diversity and quality as set by the relevant rating agencies rating securities issued by such CLO.

The CLO Manager will seek to identify and actively manage assets which meet those criteria and limits within each CLO. The eligibility criteria and portfolio limits within a CLO will include the following:

- a limit on the weighted average life of the portfolio;
- a limit on the weighted average rating of the portfolio;
- a limit on the maximum amount of portfolio assets with a rating lower than B-/B3/B-; and
- a limit on the minimum diversity of the portfolio;

BLACKSTONE / GSO CORPORATE FUNDING DESIGNATED ACTIVITY COMPANY

NOTES TO THE CONSOLIDATED FINANCIAL STATEMENTS (continued)
For the financial year ended 31 December 2015

Note 14 Financial instruments and associated risks (continued)

Risk management (continued)

CLOs in which the Parent Company may hold CLO Income Notes are also expected to have certain other criteria and limits, including:

- a limit on the minimum weighted average of the prescribed rating agency recovery rate;
- a limit on the minimum amount of senior secured assets;
- a limit on the maximum aggregate exposure to second lien loans, high yield bonds, mezzanine loans and unsecured loans;
- a limit on the maximum portfolio exposure to covenant-lite loans;
- an exclusion of project finance loans;
- an exclusion of structured finance securities;
- an exclusion on investing in the debt of companies domiciled in countries with a local currency sub investment grade rating; and
- an exclusion of leases.

This is not an exhaustive list of the eligibility criteria and portfolio limits within a typical CLO and the inclusion or exclusion of such limits and their absolute levels are subject to change depending on market conditions. Any such limits applied are measured by GSO at the time of investment in each CLO.

Market risk

Market risk embodies the potential for both losses and gains and includes currency risk, interest rate risk and price risk, which are discussed in detail under separate headings within this note.

The Group exposure to market risk is that the market value of assets that the Group invests in and some liabilities will generally fluctuate with, among other things, general economic conditions, the condition of certain financial markets, international political events, developments or trends in any particular industry and the financial condition of the issuers of the loans.

The Group's market risk is managed on a daily basis by GSO as set out above in accordance with policies and procedures in place. The Parent Company's overall market positions are reported to the Board of Directors on a quarterly basis.

Market price risk arises mainly from uncertainty about future prices of financial instruments held. It represents the potential loss the Group might suffer through holding market positions in the face of price movements caused by factors specific to the individual investment or factors affecting all instruments traded in the market.

As all of the financial instruments are carried at fair value through profit or loss, all changes in market conditions will directly impact the valuation of the PPN.

(i) Currency risk

Foreign currency risk arises as the value of future transactions, recognised monetary assets and monetary liabilities denominated in other currencies fluctuate due to changes in foreign exchange rates. Foreign exchange exposure relating to non-monetary assets and liabilities is considered to be a component of market price risk, not foreign currency risk.

The Group's financial statements are denominated in Euro, though investments are also made and realised in other currencies. Changes in rates of exchange may have an adverse effect on the value, price or income of the investments of the Group. The Group may utilise different financial instruments to seek to hedge against declines in the value of the Group's positions as a result of changes in currency exchange rates.

The following table sets out the Group's total exposure to foreign currency risk and the net exposure to foreign currencies of the monetary assets and liabilities as at 31 December 2015:

Group	Financial assets at fair value through profit or loss	VFNs	Derivative assets and liabilities	Cash	Other assets and liabilities	Net exposure	Sensitivity 10%
	EUR	EUR	EUR	EUR	EUR	EUR	EUR
GBP	151,212,112	(13,898,116)	(137,182,480)	2,919,857	466,058	3,517,431	351,743
USD	477,176,764	(36,691,061)	(19,746,261)	40,386,190	(457,250,348)	3,875,284	387,528

BLACKSTONE / GSO CORPORATE FUNDING DESIGNATED ACTIVITY COMPANY

NOTES TO THE CONSOLIDATED FINANCIAL STATEMENTS (continued)
For the financial year ended 31 December 2015

Note 14 Financial instruments and associated risks (continued)

(i) Currency risk (continued)

The following table sets out the Group's total exposure to foreign currency risk and the net exposure to foreign currencies of the monetary assets and liabilities as at 31 December 2014:

Group	Financial assets at fair value through profit or loss	VFNs	Derivative liabilities	Cash	Other assets and liabilities	Net exposure	Sensitivity 10%
	EUR	EUR	EUR	EUR	EUR	EUR	EUR
GBP	47,502,244	(10,516,901)	(8,916,570)	68,517	(28,043,753)	93,537	9,354
USD	164,935,237	(86,225,349)	(2,455,577)	5,139,465	(81,124,631)	269,145	26,915

Sensitivity analysis Group and Parent Company

At 31 December 2015, had the Euro strengthened by 10% (31 December 2014: 10%) in relation to all currencies, with all other variables held constant, the net asset / liability exposure would have increased by the amounts shown above for the Group and below for the Parent Company. There would be no impact on the total comprehensive income of the Group or the Parent Company because the finance expense on financial liabilities would move in the opposite direction and cancel the effect of the foreign exchange movement. A 10% weakening of the base currency, against the currencies above and below, would have resulted in an equal but opposite effect than that on the table above and below, on the basis that all other variables remain constant. The calculations were based on historical data. Future currency movements and correlations between holdings could vary significantly from those experienced in the past.

The following table sets out the Parent Company's total exposure to foreign currency risk and the net exposure to foreign currencies of the monetary assets and liabilities as at 31 December 2015:

Parent Company	Financial assets at fair value through profit or loss	VFNs	Derivative assets and liabilities	Cash	Other assets and liabilities	Net exposure	Sensitivity 10%
	EUR	EUR	EUR	EUR	EUR	EUR	EUR
GBP	13,756,152	(13,898,116)	-	477,117	130,118	465,271	46,527
USD	41,269,827	(36,691,061)	(939,403)	5,665,918	(5,791,074)	3,514,207	351,421

The following table sets out the Parent Company's total exposure to foreign currency risk and the net exposure to foreign currencies of the monetary assets and liabilities as at 31 December 2014:

Parent Company	Financial assets at fair value through profit or loss	VFNs	Cash	Other assets and liabilities	Net exposure	Sensitivity 10%
	EUR	EUR	EUR	EUR	EUR	EUR
GBP	19,878,672	(10,516,901)	21,246	(9,736,941)	(353,924)	(35,392)
USD	160,195,088	(86,225,349)	2,680,854	(77,220,596)	(570,003)	(57,000)

(ii) Interest rate risk

Interest rate risk arises from the effects of fluctuations in the prevailing levels of market interest rates on the fair value of financial assets and liabilities and future cash flow.

Changes in interest rates affect the Group's interest income, as the majority of the Group's investments are leveraged loans, which are floating rate obligations.

The leveraged loans in the portfolio are all typically structured with a floating rate payment structure, whereby a fixed basis point spread is paid over the prevailing reference rate, typically 3 Month or 6 Month LIBOR or EURIBOR, reset on a quarterly or semi-annual basis. The total interest earned on investments will vary from time to time with changes in the underlying reference rate.

BLACKSTONE / GSO CORPORATE FUNDING DESIGNATED ACTIVITY COMPANY

NOTES TO THE CONSOLIDATED FINANCIAL STATEMENTS (continued)
For the financial year ended 31 December 2015

Note 14 Financial instruments and associated risks (continued)

Market risk (continued)

(ii) Interest rate risk (continued)

The following table details the Group's exposure to interest rate risk. It includes the Group's assets and trading liabilities at fair values, categorised by the type of interest rate attached to the assets and liabilities, whether it be floating, fixed or non-interest bearing, measured by the carrying value of the assets and liabilities at 31 December 2015:

Group	Floating Rate	Fixed Rate	Non-Interest Bearing	Total
	EUR	EUR	EUR	EUR
Financial assets at fair value through profit or loss:				
Designated at fair value through profit or loss:				
- Investments	2,945,909,444	32,500,000	-	2,978,409,444
Held for trading				
- Derivative financial assets	-	-	1,064,492	1,064,492
Receivable for investments sold	-	-	26,226,989	26,226,989
Other receivables	-	-	12,903,986	12,903,986
Cash and cash equivalents	326,118,471	-	-	326,118,471
Total assets	<u>3,272,027,915</u>	<u>32,500,000</u>	<u>40,195,467</u>	<u>3,344,723,382</u>
Financial liabilities at fair value through profit or loss:				
Designated at fair value through profit or loss:				
- Notes and credit facilities	(3,039,506,575)	(85,377,697)	-	(3,124,884,272)
Held for trading				
- Derivative financial liabilities	-	-	(3,027,875)	(3,027,875)
Payable for investments purchased	-	-	(168,907,700)	(168,907,700)
Other payables and accrued expenses	-	-	(32,896,411)	(32,896,411)
Total liabilities	<u>(3,039,506,575)</u>	<u>(85,377,697)</u>	<u>(204,831,986)</u>	<u>(3,329,716,258)</u>
Total interest sensitivity gap	<u>232,521,340</u>	<u>(52,877,697)</u>		

BLACKSTONE / GSO CORPORATE FUNDING DESIGNATED ACTIVITY COMPANY

NOTES TO THE CONSOLIDATED FINANCIAL STATEMENTS (continued)
For the financial year ended 31 December 2015

Note 14 Financial instruments and associated risks (continued)

Market risk (continued)

(ii) Interest rate risk (continued)

The following table details the Group's exposure to interest rate risk. It includes the Group's assets and trading liabilities at fair values, categorised by the type of interest rate attached to the assets and liabilities, whether it be floating, fixed or non-interest bearing, measured by the carrying value of the assets and liabilities at 31 December 2014:

Group	Floating Rate	Fixed Rate	Non-Interest Bearing	Total
	EUR	EUR	EUR	EUR
Financial assets at fair value through profit or loss:				
Designated at fair value through profit or loss:				
- Investments	1,651,477,103	-	-	1,651,477,103
Held for trading				
- Derivative financial assets			122,994	122,994
Receivable for investments sold	-	-	35,633,279	35,633,279
Other receivables	-	-	6,540,010	6,540,010
Cash and cash equivalents	767,976,769	-	-	767,976,769
Total assets	<u>2,419,453,872</u>	<u>-</u>	<u>42,296,283</u>	<u>2,461,750,155</u>
Financial liabilities at fair value through profit or loss:				
Designated at fair value through profit or loss:				
- Notes and credit facilities	(1,839,794,864)	(49,354,287)	-	(1,889,149,151)
Held for trading				
- Derivative financial liabilities	-	-	(453,907)	(453,907)
Payable for investments purchased	-	-	(541,066,001)	(541,066,001)
Other payables and accrued expenses	-	-	(16,079,354)	(16,079,354)
Total liabilities	<u>(1,839,794,864)</u>	<u>(49,354,287)</u>	<u>(557,599,262)</u>	<u>(2,446,748,413)</u>
Total interest sensitivity gap	<u>579,659,008</u>	<u>(49,354,287)</u>		

Sensitivity analysis

At 31 December 2015, had the base interest rates strengthened/weakened by 2% (31 December 2014: 2%) in relation to all holdings subject to interest with all other variables held constant, the finance income would increase/decrease by EUR3,592,873 (31 December 2014: EUR10,606,094) which would subsequently impact the amount available for distribution as finance expense. There would be no impact on the total comprehensive income of the Group. The interest rate sensitivity information is a relative estimate of risk and is not intended to be a precise and accurate number. The calculations are based on historic data. Future price movements and correlations between securities could vary significantly from those experienced in the current financial year.

BLACKSTONE / GSO CORPORATE FUNDING DESIGNATED ACTIVITY COMPANY

NOTES TO THE CONSOLIDATED FINANCIAL STATEMENTS (continued)
For the financial year ended 31 December 2015

Note 14 Financial instruments and associated risks (continued)

Market risk (continued)

(ii) Interest rate risk (continued)

The following table details the Parent Company's exposure to interest rate risk. It includes the Parent Company's assets and trading liabilities at fair values, categorised by whether the asset or liability has a floating rate or is non-interest bearing, measured by the carrying value of the assets and liabilities as at 31 December 2015:

Parent Company	Floating Rate	Non-Interest Bearing	Total
	EUR	EUR	EUR
Financial assets at fair value through profit or loss:			
Designated at fair value through profit or loss:			
- Investments	322,907,494	-	322,907,494
Receivable for investments sold	-	163,280,093	163,280,093
Other receivables	-	1,836,439	1,836,439
Cash and cash equivalents	46,030,319	-	46,030,319
Total assets	<u>368,937,813</u>	<u>165,116,532</u>	<u>534,054,345</u>
Financial liabilities at fair value through profit or loss:			
Designated at fair value through profit or loss:			
- Notes and credit facilities	(371,201,885)	-	(371,201,885)
Held for trading			
- Derivative financial liability	-	(939,403)	(939,403)
Payable for investments purchased	-	(145,433,283)	(145,433,283)
Other payables and accrued expenses	-	(1,478,014)	(1,478,014)
Total liabilities	<u>(371,201,885)</u>	<u>(147,850,700)</u>	<u>(519,052,585)</u>
Total interest sensitivity gap	<u>(2,264,072)</u>		

BLACKSTONE / GSO CORPORATE FUNDING DESIGNATED ACTIVITY COMPANY

NOTES TO THE CONSOLIDATED FINANCIAL STATEMENTS (continued)
For the financial year ended 31 December 2015

Note 14 Financial instruments and associated risks (continued)

Market risk (continued)

(ii) Interest rate risk (continued)

The following table details the Parent Company's exposure to interest rate risk. It includes the Parent Company's assets and trading liabilities at fair values categorised by whether the asset or liability has a floating rate or is non-interest bearing, measured by the carrying value of the assets and liabilities as at 31 December 2014:

Parent Company	Floating Rate	Non-Interest Bearing	Total
	EUR	EUR	EUR
Financial assets at fair value through profit or loss:			
Designated at fair value through profit or loss:			
- Investments	587,168,958	-	587,168,958
Held for trading			
- Derivative financial asset	-	33,785	33,785
Receivable for investments sold	-	472,771,051	472,771,051
Other receivables	-	5,501,703	5,501,703
Cash and cash equivalents	91,601,158	-	91,601,158
Total assets	<u>678,770,116</u>	<u>478,306,539</u>	<u>1,157,076,655</u>
Financial liabilities at fair value through profit or loss:			
Designated at fair value through profit or loss:			
- Notes and credit facilities	(686,600,398)	-	(686,600,398)
Held for trading			
- Derivative financial liability	-	(288,660)	(288,660)
Payable for investments purchased	-	(447,523,872)	(447,523,872)
Other payables and accrued expenses	-	(7,662,865)	(7,662,865)
Total liabilities	<u>(686,600,398)</u>	<u>(455,475,397)</u>	<u>(1,142,075,795)</u>
Total interest sensitivity gap	<u>(7,830,282)</u>		

Sensitivity analysis

At 31 December 2015, had the base interest rates strengthened/weakened by 2% (31 December 2014: 2%) in relation to all holdings subject to interest with all other variables held constant, the finance income would increase/decrease by EUR45,281 (31 December 2014: EUR156,606) which would subsequently impact the amount available for distribution as finance expense. There would be no impact on the total comprehensive income of the Parent Company. The interest rate sensitivity information is a relative estimate of risk and is not intended to be a precise and accurate number. The calculations are based on historic data. Future price movements and correlations between securities could vary significantly from those experienced in the current financial year.

(iii) Price risk

All of the Group's financial instruments (except for VFNs, cash and cash equivalents and receivables and payables) are carried at fair value in the Consolidated Statement of Financial Position. Usually the fair value of the financial instruments can be reliably determined within a reasonable range of estimates. For certain other financial instruments, the carrying amounts approximate fair value due to the immediate or short-term nature of these financial instruments.

The carrying amounts of all the Group's financial assets and financial liabilities at the financial year end date approximated their fair values.

The Group attempts to mitigate asset pricing risk by using external pricing and valuation sources and by permitting the Collateral Manager, subject to certain requirements, to sell Collateral Obligations and reinvest the proceeds.

Where possible, prices are received from brokers on a monthly basis. Broker prices are sourced from Markit Partners, a composite price provider.

Estimation of fair values

The major methods and assumptions used in estimating the fair values of financial instruments were disclosed in Note 2.

BLACKSTONE / GSO CORPORATE FUNDING DESIGNATED ACTIVITY COMPANY

NOTES TO THE CONSOLIDATED FINANCIAL STATEMENTS (continued)
For the financial year ended 31 December 2015

Note 14 **Financial instruments and associated risks (continued)**

Market risk (continued)

(iii) Price risk (continued)

At 31 December 2015, the carrying amounts of debt investments in respect of which fair values were determined directly, in full or in part, using valuation techniques amounted to EUR2,978,409,444 (31 December 2014: EUR1,651,477,103) for the Group and EUR322,907,494 (31 December 2014: EUR587,168,958) for the Parent Company.

At 31 December 2015, the carrying amounts of debt in respect of which fair values were estimated using valuation techniques, amounted to EUR(3,064,695,095) (31 December 2014: EUR(1,486,825,902)) for the Group and EUR(311,012,708) (31 December 2014: EUR284,277,149) for the Parent Company.

Key sources of estimation uncertainty

As indicated in Note 2, all of the Group's financial instruments are measured at fair value in the Consolidated Statement of Financial Position and it is usually possible to determine their fair values within a reasonable range of estimates.

For the majority of the Group's financial instruments, more than one publically available prices are obtainable. However, certain financial instruments, for example, those classified as Level 3 are fair valued using Market prices where the input was only one price.

Fair value estimates are made at a specific point in time, based on market conditions and information about the financial instrument. These estimates are subjective in nature and involve uncertainties and matters of significant judgement (e.g. interest rates, volatility, estimated cash flows etc.) and therefore cannot be determined with precision.

Sensitivity Analysis

A 5% increase in investment prices at 31 December 2015 would have increased the value of investments designated at fair value through profit or loss by EUR148,920,472 (31 December 2014: EUR82,573,855) for the Group and EUR16,145,375 (31 December 2014: EUR29,358,448) for the Parent Company and it would have also increased the value of the PPN and debt issued by the subsidiaries by an equal amount. This calculation is done on a gross basis and does not take into account assets subject to a forward purchase agreement. A 5% decrease would have an equal and opposite effect. The net impact on the net assets of the Group or the Parent Company would be EUR Nil (31 December 2014: Nil).

Credit risk

Credit risk is the risk that a counterparty to a financial instrument will fail to discharge an obligation or commitment that it has entered into with the Group. The Group may invest in investments such as leveraged loans which are below investment grade, which as a result carry greater credit risk than investment grade sovereign or corporate bonds or loans.

Leveraged loan obligations are subject to unique risks, including the possible invalidation of an investment as a fraudulent conveyance under relevant creditors' rights laws. Further, where exposure to leveraged loans is gained by purchase of sub-participations there is the additional credit and bankruptcy risk of the direct participant and its failure for whatever reason to account to the Group for monies received in respect of leveraged loans directly held by it. In analysing each leveraged loan or sub-participation, GSO will compare the relative significance of the risks against the expected benefits of the investment.

In purchasing sub-participations, the Group generally will not have the right to enforce compliance by the obligor with the terms of the applicable debt agreement nor directly benefit from the supporting collateral for the debt in respect of which it has purchased a sub-participation. As a result, the Group will assume the credit risk of both the obligor and the institution selling the sub-participation. There were no sub-participations in the portfolio as at 31 December 2015.

The Group's credit risk concentration is spread between a number of counterparties. The top ten largest holdings represented 12.78% (31 December 2014: 14.2%) of the Group's assets and 65.65% (31 December 2014: 33.9%) of the Parent Company's assets.

The carrying amounts of financial assets best represent the maximum credit risk exposure at the financial year end date.

GSO through its investment strategy will endeavor to avoid losses relating to defaults on the underlying assets. In-house research is used to identify asset allocation opportunities amongst potential borrowers and industry segments and to take advantage of episodes of market mis-pricing. Segments and themes that are likely to be profitable are subjected to rigorous analysis and risk is allocated to these opportunities consistent with investment objectives. All transactions involve credit research analysis having relevant sector experience.

BLACKSTONE / GSO CORPORATE FUNDING DESIGNATED ACTIVITY COMPANY

NOTES TO THE CONSOLIDATED FINANCIAL STATEMENTS (continued)
For the financial year ended 31 December 2015

Note 14 Financial instruments and associated risks (continued)

Credit risk (continued)

The analysis involves developing a full understanding of the business and associated risk of the issuer and a full analysis of the financial risk, which leads to an overall assessment of credit risk. GSO analyses credit concentration based on the counterparty and industry of the financial assets that the Group holds.

The Group held investments with the following credit quality as rated by Moody's:

Rating	31 Dec 2015	31 Dec 2014
B1	36.6%	22.4%
B2	32.9%	40.9%
B3	9.7%	21.1%
Ba1	3.1%	1.5%
Ba2	1.7%	1.6%
Ba3	11.8%	8.1%
Baa2	0.2%	0.7%
Baa3	0.4%	-
Caa1	1.3%	0.4%
Caa2	0.2%	-
Not Rated	2.1%	3.3%
Total	100%	100%

The Parent Company held investments with the following credit quality as rated by Moody's:

Rating	31 Dec 2015	31 Dec 2014
B1	9.8%	19.7%
B2	13.3%	35.6%
B3	11.4%	25.8%
Ba1	1.1%	-
Ba2	-	0.4%
Ba3	2.3%	2.2%
Not Rated	62.1%	16.3%
Total	100%	100%

The Credit ratings of the counterparties holding the cash and cash equivalents is disclosed in note 7.

Credit risk arising on transactions with brokers relates to transactions awaiting settlement. Risk relating to unsettled transactions is considered small due to the high credit quality of the brokers used. The Group monitors the credit rating and financial positions of the brokers used to further mitigate this risk.

At the reporting date, the Group's financial assets exposed to credit risk are as follows:

	31 Dec 2015	31 Dec 2014
	EUR	EUR
Financial assets designated at fair value through profit or loss	2,978,409,444	1,651,477,103
Derivative financial assets	1,064,492	122,994
Receivables for investments sold	26,226,989	35,633,279
Receivables	12,903,986	6,540,010
Cash at bank	326,118,471	767,976,769
Total	3,344,723,382	2,461,750,155

At the reporting date, the Parent Company's financial assets exposed to credit risk are as follows:

	31 Dec 2015	31 Dec 2014
	EUR	EUR
Financial assets designated at fair value through profit or loss	322,907,494	587,168,958
Derivative financial assets	-	33,785
Receivables for investments sold	163,280,093	472,771,051
Receivables	1,836,439	5,501,703
Cash at bank	46,030,319	91,601,158
Total	534,054,345	1,157,076,655

BLACKSTONE / GSO CORPORATE FUNDING DESIGNATED ACTIVITY COMPANY

NOTES TO THE CONSOLIDATED FINANCIAL STATEMENTS (continued)
For the financial year ended 31 December 2015

Note 14 Financial instruments and associated risks (continued)

Credit risk (continued)

Amounts in the above tables are based on the carrying value of the financial assets as at the financial year end date.

A record of the loan holdings is held by the agent banks. Bankruptcy or insolvency of an agent bank may cause the Group's rights with respect to securities held by the agent bank to be delayed. If an agent bank was to become insolvent or bankrupt, historical evidence has shown the risk of monetary loss to the Group to be minor (or indeed zero) as the duties of the incumbent agent bank can be transferred to a new agent bank in short order.

All of the cash held by the Group is held by the Custodian, Citibank N.A., London Branch. Cash as a practical matter may not be held in physical segregation. Therefore bankruptcy or insolvency by the Custodian may cause the Group's rights with respect to the assets held by the Custodian to be delayed or limited. The Group monitors its risk by reviewing the credit quality of the Custodian on a monthly basis, as reported by Standard and Poor's, Moody's and Fitch. In addition, GSO monitors the financial position of the Custodian on a quarterly basis. If the credit quality or the financial position of the Custodian deteriorates GSO will move the cash holdings to another bank. The credit rating for Citibank N.A. is A1 as at 31 December 2015 (31 December 2014: A2).

The Group's financial assets exposed to credit risk were concentrated in the following industries:

	31 Dec 2015	31 Dec 2014
Aerospace & Defense	1.4%	-
Automotive	2.3%	1.7%
Banking, Finance, Insurance & Real Estate	4.2%	4.9%
Beverage, Food & Tobacco	4.8%	5.1%
Capital Equipment	4.5%	7.9%
Chemicals, Plastics and Rubber	7.0%	8.0%
Construction & Building	6.6%	7.4%
Consumer Products	1.9%	1.2%
Containers, Packaging & Glass	6.3%	2.7%
Energy: Oil & Gas	1.3%	2.2%
Healthcare & Pharmaceuticals	12.4%	14.7%
High Tech Industries	6.7%	5.6%
Hotel, Gaming & Leisure	7.1%	5.1%
Media	10.8%	9.2%
Retail	3.7%	5.5%
Services - Business	9.6%	7.7%
Services - Consumer	-	1.7%
Telecommunications	6.5%	4.3%
Other	2.9%	5.1%
	<u>100%</u>	<u>100%</u>

BLACKSTONE / GSO CORPORATE FUNDING DESIGNATED ACTIVITY COMPANY

**NOTES TO THE CONSOLIDATED FINANCIAL STATEMENTS (continued)
For the financial year ended 31 December 2015**

Note 14 Financial instruments and associated risks (continued)

Credit risk (continued)

The Parent Company's financial assets exposed to credit risk were concentrated in the following industries:

	31 Dec 2015	31 Dec 2014
Automotive	-	1.4%
Banking, Finance, Insurance & Real Estate	-	3.6%
Beverage, Food & Tobacco	1.7%	3.0%
Capital Equipment	1.1%	5.7%
Chemicals, Plastics and Rubber	1.4%	5.7%
Construction & Building	2.9%	7.8%
Containers, Packaging & Glass	2.8%	1.4%
Energy: Oil & Gas	-	2.6%
Healthcare & Pharmaceuticals	2.5%	12.3%
High Tech Industries	1.1%	3.9%
Hotel, Gaming & Leisure	4.3%	3.0%
Media	7.7%	5.4%
Retail	4.0%	4.6%
Services - Business	59.1%	25.8%
Services - Consumer	-	4.8%
Telecommunications	7.6%	4.2%
Utilities	2.4%	-
Other	1.4%	4.8%
	<u>100%</u>	<u>100%</u>

Liquidity risk

Liquidity risk is the risk that the Group may not be able to generate sufficient cash resources to settle its obligations in full as they fall due or can only do so on terms that are materially disadvantageous.

The PPN issued to Blackstone / GSO Loan Financing Limited has limited recourse. The recourse of the Noteholders is limited to the proceeds available at such time from the debt obligations, CLO Income Notes and other obligations which comply with the investment policy. Therefore the associated liquidity risk of the PPN is reduced.

The Notes are limited recourse obligations of the subsidiaries which are payable solely out of amounts received by or on behalf of the subsidiaries in respect of the Collateral (as defined in each subsidiary's Prospectus). The net proceeds of the realisation of the security over the Collateral upon acceleration of the Notes following an Event of Default (as defined in each subsidiary's Prospectus) may be insufficient to pay all amounts due on the Notes after making payments to other creditors of the subsidiaries ranking in priority thereto or pari passu therewith. In the event of a shortfall in such proceeds, the subsidiaries will not be obliged to pay, and the other assets (including the subsidiaries' Irish Account and the rights of the subsidiaries under the Corporate Services Agreement (as defined in each subsidiary's Prospectus)) of the subsidiaries will not be available for payment of such shortfall, all claims in respect of such shortfall will be extinguished. Therefore the liquidity risk relating to the subsidiaries' Notes is reduced.

The VFNs have a revolving period end date of 8 August 2017. The Parent Company must adhere to the conditions set out in the Variable Funding Note Issue and Purchasing Agreement. If these conditions are breached, the Noteholders have the right to redeem their Notes immediately. Please refer to Note 22 for details of the charges granted to the variable funding noteholders.

The Group may invest in investments such as leveraged loans which are below investment grade, which as a result carry greater liquidity risk than investment grade sovereign or corporate bonds or loans.

Due to the unique and customised nature of loan agreements evidencing private debt assets and the private syndication thereof, these assets are not as easily purchased or sold as publicly traded securities. Although the range of investors in private debt has broadened, there can be no assurance that future levels of supply and demand in loan trading will provide the degree of liquidity in loan trading which currently exists in the market. In addition, the terms of these assets may restrict their transferability without borrower consent. GSO will consider any such restriction, along with all other factors, in determining whether or not to advise the Group to acquire participation in each asset.

BLACKSTONE / GSO CORPORATE FUNDING DESIGNATED ACTIVITY COMPANY

**NOTES TO THE CONSOLIDATED FINANCIAL STATEMENTS (continued)
For the financial year ended 31 December 2015**

Note 14 Financial instruments and associated risks (continued)

Liquidity risk (continued)

The requirement to sell investments quickly may result in an adverse impact on the value of holdings as forced sales may potentially be made below the fair value of investments. However, the likelihood of this happening is extremely low since the Group does not have any redeemable shares.

As the private debt assets in which the Group invests typically settle at least T+10, the Group's constitutional documentation makes provision for a range of measures to assist with the management of liquidity on an ongoing basis, including, the ability to borrow.

The liquidity risk of the Group as at 31 December 2015 is as follows:

	Within 6 months	Greater than 6 months	Total
	EUR	EUR	EUR
Payable for investments purchased	(168,907,700)	-	(168,907,700)
Financial liabilities at fair value	-	(3,064,695,095)	(3,064,695,095)
Variable funding notes	-	(60,189,177)	(60,189,177)
Derivative financial liabilities	(3,027,875)	-	(3,027,875)
Interest payable on CLO Notes	(24,622,414)	-	(24,622,414)
Other payables and accrued expenses	(8,273,997)	-	(8,273,997)
	<u>(204,831,986)</u>	<u>(3,124,884,272)</u>	<u>(3,329,716,258)</u>

The liquidity risk of the Parent Company as at 31 December 2015 is as follows:

	Within 6 months	Greater than 6 months	Total
	EUR	EUR	EUR
Payable for investments purchased	(145,433,283)	-	(145,433,283)
Financial liabilities at fair value	-	(311,012,708)	(311,012,708)
Variable funding notes	-	(60,189,177)	(60,189,177)
Derivative financial liabilities	(939,403)	-	(939,403)
Other payables and accrued expenses	(1,478,014)	-	(1,478,014)
	<u>(147,850,700)</u>	<u>(371,201,885)</u>	<u>(519,052,585)</u>

Note 15 Exchange rates

The following exchange rates (against the EUR) were used to convert the investments and other assets and liabilities denominated in currencies other than EUR at:

	31 Dec 2015	31 Dec 2014
Great British Pounds	0.737024	0.776369
United States Dollars	1.086300	1.210050

The following exchange rates (against the USD) were used to convert the investments and other assets and liabilities denominated in currencies other than USD at:

	31 Dec 2015	31 Dec 2014
Great British Pounds	0.678472	-
Euro	0.920556	-

The average exchange rates used to convert to EUR in the Consolidated Statement of Comprehensive Income, Consolidated and Company Statements of Changes in Net Assets Attributable to Holders of Redeemable Shares and the Consolidated and Company Statement of Cash Flows were as follows:

	31 Dec 2015	31 Dec 2014
United States Dollars	1.102302	-

BLACKSTONE / GSO CORPORATE FUNDING DESIGNATED ACTIVITY COMPANY

**NOTES TO THE CONSOLIDATED FINANCIAL STATEMENTS (continued)
For the financial year ended 31 December 2015**

Note 16 Related party transactions

GSO

The Group has appointed Blackstone / GSO Debt Funds Management Europe Limited ("GSO"), an investment management company incorporated in Ireland as service support provider and CLO Manager. The subsidiaries pay collateral management fees to GSO. GSO is entitled to a fee of 15 basis points when acting as the senior manager of the portfolios and 35 basis points when acting as the sub manager of the portfolios.

GSO charged EUR11,394,738 (31 December 2014: EUR1,545,284) on behalf of the Group for the financial year ended 31 December 2015 with EUR3,429,200 (31 December 2014: EUR1,500,428) outstanding at the financial year end.

PPN issued to Blackstone / GSO Loan Financing Limited

The Parent Company is partially funded for its acquisition of investments by way of a PPN issued to Blackstone / GSO Loan Financing Limited. The PPN is unsecured, limited recourse obligations of the Parent Company. The recourse of the Noteholder is limited to the proceeds available at such time from the debt obligations, CLO Income Notes and other obligations, which comply with the investment policy. The carrying amount of these financial liabilities designated at fair value through profit or loss as at 31 December 2015 was EUR4,916,818 (31 December 2014: EUR1,672,851) lower than the contractual amount at maturity, giving a fair value of EUR311,012,708 as at 31 December 2015 (31 December 2014: EUR284,277,149).

In the event that accumulated losses prove not to be recoverable during the life of the Parent Company, then this will reduce the obligation to the Noteholders (i.e. contractual amounts at maturity by an equivalent amount).

Blackstone Treasury Asia Pte. Limited bought and sold 5 B1 shares in the Parent Company for EUR5,000,000 during the prior financial period. It did not hold any shares as at 31 December 2015.

Blackstone / GSO Loan Financing 2 Limited, a 100% owned subsidiary of Blackstone / GSO Loan Financing Limited, bought 15 B2 shares in the Parent Company for an amount of EUR15,000,000 during the prior period. It transferred these same shares to Blackstone / GSO Loan Financing Limited on 27 August 2015. Blackstone / GSO Loan Financing Limited continue to hold these shares as at 31 December 2015.

Directors' interests

The Directors of the Parent Company, Ms Anne Flood and Ms Imelda Shine are also directors of the Company Secretary, Intertrust Management Ireland Limited. The Company Secretary charged EUR44,699 for the financial year ended 31 December 2015 (31 December 2014: EUR31,759) of which EURNil was outstanding at the financial year end (31 December 2014: EUR31,759). Ms Anne Flood and Ms Imelda Shine were not paid a separate fee.

Cross holdings within the Group

The following related party transactions took place within the Group whereby the Parent Company traded with subsidiaries within the Group and the subsidiaries traded with each other:

Trade details	Currency	Trade Value 31 Dec 2015	Trade Value 31 Dec 2014
Parent Company traded with Phoenix Park CLO Designated Activity Company	EUR	79,797,373	382,609,550
Parent Company traded with Sorrento Park CLO Designated Activity Company	EUR	46,057,579	353,157,301
Parent Company traded with Castle Park CLO Designated Activity Company	EUR	77,065,149	273,788,424
Parent Company traded with Dartry Park CLO Designated Activity Company	EUR	318,820,160	-
Parent Company traded with Orwell Park CLO Designated Activity Company	EUR	312,263,884	-
Parent Company traded with Dorchester Park CLO Limited	EUR	397,601,120	-
Parent Company traded with Tymon Park CLO Limited	EUR	357,858,402	-
Phoenix Park CLO Designated Activity Company traded with Castle Park CLO Designated Activity Company	EUR	1,961,686	2,006,459
Phoenix Park CLO Designated Activity Company traded with Dartry Park CLO Designated Activity Company	EUR	3,953,602	-
Phoenix Park CLO Designated Activity Company traded with Sorrento Park CLO Designated Activity Company	EUR	991,379	-
Sorrento Park CLO Designated Activity Company traded with Castle Park CLO Designated Activity Company	EUR	8,242,647	1,986,160
Sorrento Park CLO Designated Activity Company traded with Dartry Park CLO Designated Activity Company	EUR	1,987,866	-
Sorrento Park CLO Designated Activity Company traded with Phoenix Park CLO Designated Activity Company	EUR	1,005,242	-

The Parent Company traded with CLOs managed by GSO to the value of EUR155,740,635 (31 December 2014: EUR383,334,364).

All related party transactions were made on terms equivalent to those that prevail in arm's length transactions.

BLACKSTONE / GSO CORPORATE FUNDING DESIGNATED ACTIVITY COMPANY

NOTES TO THE CONSOLIDATED FINANCIAL STATEMENTS (continued)
For the financial year ended 31 December 2015

Note 17 Fair value movement on financial liabilities

The unrealised gain on financial liabilities reflects the movement in value of the Notes (which are classified as financial liabilities at fair value through profit or loss) issued by the Group. It consists of:

	Group 31 Dec 2015 EUR	Group 31 Dec 2014 EUR
Fair value movement on Parent Company financial liabilities	(26,220,359)	1,672,851
Fair value movement on Phoenix Park CLO Designated Activity Company financial liabilities	1,389,732	13,200,221
Fair value movement on Sorrento Park CLO Designated Activity Company financial liabilities	3,126,280	14,350,051
Fair value movement on Castle Park CLO Designated Activity Company financial liabilities	30,379	8,057,800
Fair value movement on Dorchester Park CLO Limited financial liabilities	11,804,771	-
Fair value movement on Dartry Park CLO Designated Activity Company financial liabilities	10,859,947	-
Fair value movement on Orwell Park CLO Designated Activity Company financial liabilities	13,606,657	-
Fair value movement on Tymon Park CLO Limited financial liabilities	6,989,556	-
	<u>21,586,963</u>	<u>37,280,923</u>

Note 18 Finance expense on financial liabilities

The finance expense on financial liabilities consists of:

	Group 31 Dec 2015 EUR	Group 31 Dec 2014 EUR
Finance expense on debt issued by subsidiaries	(64,660,382)	(8,887,624)
Finance expense on VFNs	(18,077,594)	(4,528,317)
	<u>(82,737,976)</u>	<u>(13,415,941)</u>

Note 19 Master netting agreements

None of the financial assets and financial liabilities are subject to an enforceable master netting arrangement or similar agreement that covers similar financial instruments. None of the financial assets and financial liabilities are offset in the Consolidated or Company Statement of Financial Position.

Note 20 Dividends

No dividends are recommended by the Directors in respect of the financial year ended 31 December 2015.

Note 21 Contingent liabilities

There are no contingent liabilities as at 31 December 2015 or 31 December 2014.

Note 22 Charges

The PPN is secured by the assignment of a fixed first charge of the Parent Company's rights, title and interest on investments held and on its cash. This charge is subordinated to the charge assigned to the VFN. This charge was not exercised during the current or prior financial periods.

The VFN is also secured by a Deed of Charge and Assignment over the Parent Company's assets. This charge has priority over the charge assigned to the PPN and was not exercised during the current or prior financial periods.

Note 23 Significant events during the financial year

The Parent Company established four new subsidiaries, namely Dorchester Park CLO Limited, Dartry Park CLO Designated Activity Company, Orwell Park CLO Designated Activity Company and Tymon Park CLO Limited.

BLACKSTONE / GSO CORPORATE FUNDING DESIGNATED ACTIVITY COMPANY

NOTES TO THE CONSOLIDATED FINANCIAL STATEMENTS (continued)
For the financial year ended 31 December 2015

Note 23 Significant events during the financial year (continued)

The Forward Purchase Agreement relating to a portfolio of assets with Dorchester Park CLO Limited matured on 26 February 2015 when the Parent Company purchased USD28,000,000 of its Subordinated Notes, representing 60.95% ownership in conjunction with the purchase of the underlying assets by the subsidiary.

The Forward Purchase Agreement relating to a portfolio of assets with Dartry Park CLO Designated Activity Company matured on 16 March 2015 when the Parent Company purchased EUR22,800,000 of its Subordinated Notes, representing 51.12% ownership in conjunction with the purchase of the underlying assets by the subsidiary.

The Forward Purchase Agreement relating to a portfolio of assets with Orwell Park CLO Designated Activity Company matured on 04 June 2015 when the Parent Company purchased EUR24,225,000 of its Subordinated Notes, representing 51.00% ownership in conjunction with the purchase of the underlying assets by the subsidiary.

The Forward Purchase Agreement relating to a portfolio of assets with Tymon Park CLO Limited matured on 17 December 2015 when the Parent Company purchased EUR22,700,000 of its Subordinated Notes, representing 51.01% ownership in conjunction with the purchase of the underlying assets by the subsidiary.

There were no other significant events affecting the Parent Company since the financial year end which required adjustment to or disclosure in the financial statements.

Note 24 Significant events after financial year end

A Forward Purchase Agreement relating to a portfolio of assets with Elm Park CLO Designated Activity Company was executed on 18 January 2016 and it remains open at the time of signing these consolidated financial statements.

In line with the Companies Act 2014 the Parent Company and several of its subsidiaries updated their designation from a Limited Company to a Designated Activity Company as follows:

Entity	Date
Blackstone / GSO Corporate Funding Designated Activity Company	29 February 2016
Phoenix Park CLO Designated Activity Company	25 February 2016
Sorrento Park CLO Designated Activity Company	25 February 2016
Castle Park CLO Designated Activity Company	25 February 2016
Dartry Park CLO Designated Activity Company	25 February 2016
Orwell Park CLO Designated Activity Company	25 February 2016

From 1 March 2016 VP Fund Services Limited, 100 Wall Street, New York, NY 10005, United States is appointed as Administrator to the Parent Company.

The Parent Company's objective was updated on 3 February 2016. The update was incorporated in an amendment to the Profit Participating Note Issuing and Purchase Agreement between the Parent Company and Blackstone / GSO Loan Financing Limited. The new investment objective is:

The Parent Company's investment policy is to invest predominantly in a diverse portfolio of senior secured loans (including broadly syndicated, middle market or other loans) (such investments being made directly or through investments in Loan Warehouses) and in CLO Securities, and generate attractive risk-adjusted returns from such portfolios. The Parent Company will use the proceeds from the issue of the profit participating instruments (or similar securities) together with the proceeds from other funding or financing arrangements it has in place currently or may have in the future to invest predominantly in:

- (i) senior secured loans, CLO Securities and Loan Warehouses; or
- (ii) other Risk Retention Companies which, themselves, invest predominantly in senior secured loans, CLO Securities and Loan Warehouses.

The Parent Company may invest (directly or through other Risk Retention Companies) predominantly in European or U.S. senior secured loans, CLO Securities, Loan Warehouses and other assets. Investments in Loan Warehouses, which are generally expected to be subordinated to senior financing provided by third party banks ("First Loss"), will typically be in the form of an obligation to purchase preference shares or a subordinated loan.

There is no limit on the maximum U.S. or European exposure. The Parent Company is not expected to invest (directly or through other Risk Retention Companies) substantially directly in senior secured loans domiciled outside North America or Western Europe.

Note 24 Significant events after financial year end (continued)

There were no other significant events affecting the Parent Company after the financial year end which required adjustment to or disclosure in the financial statements.

BLACKSTONE / GSO CORPORATE FUNDING DESIGNATED ACTIVITY COMPANY

NOTES TO THE CONSOLIDATED FINANCIAL STATEMENTS (continued)
For the financial year ended 31 December 2015

Note 25 Approval of financial statements

The Directors approved the financial statements on 21 April 2016.

PART IV

ADDITIONAL INFORMATION

1. PERSONS RESPONSIBLE

Each of the Directors, whose names appear below, and the Company itself accept responsibility for the information contained in this Supplementary Prospectus. To the best of the knowledge and belief of the Company and the Directors (who have taken reasonable care to ensure that such is the case) the information contained in this Supplementary Prospectus is in accordance with the facts and does not omit anything likely to affect the import of such information.

Directors

Charlotte Valeur (*Chair*)
Philip Austin MBE
Gary Clark
Joanna Dentskevich

2. SIGNIFICANT CHANGES

Save as disclosed in this Supplementary Prospectus, there has been no significant change in the trading or financial position of the Company and BGCF since 31 December 2015, the end of the latest period in respect of which audited financial information is available (as incorporated by reference and included in Parts II and III respectively of this Supplementary Prospectus).

3. DOCUMENTS ON DISPLAY

- 3.1 The following documents will be available for inspection during usual business hours on any day (Saturdays, Sundays and public holidays excepted) at the registered office of the Company, Liberté House, 12-23 La Motte Street, St Hellier, Jersey, JE2 4SY, up to and including the date of Admission:
- 3.1.1 this Supplementary Prospectus;
 - 3.1.2 the 2015 Annual Accounts;
 - 3.1.3 the Prospectus;
 - 3.1.4 the Company's memorandum of association and Articles;
 - 3.1.5 the constitutional documents of BGCF; and
 - 3.1.6 the material contracts referred to in Part VII of the Prospectus.
- 3.2 In addition, copies of this Supplementary Prospectus and the Prospectus are available, for inspection only, from the National Storage Mechanism (<http://www.hemscott.com/nsm.do>).
- 3.3 Further copies of this Supplementary Prospectus and the Prospectus may be obtained, free of charge, from the registered office of the Company as provided above.

4. GENERAL

To the extent that there is any inconsistency between any statement included or incorporated by reference in this Supplementary Prospectus and any other statement included or incorporated by reference in the Prospectus, the statements included or incorporated by reference in this Supplementary Prospectus will prevail.

Dated: 25 April 2016

