

MAY 2020

Impact of Loan Downgrades on CLOs

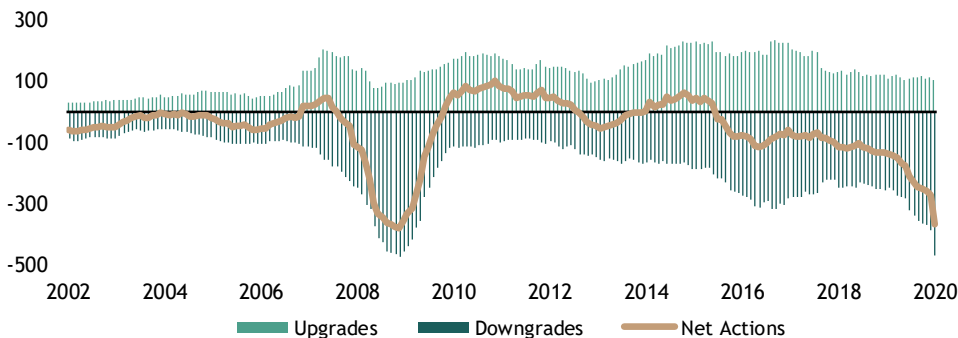
Overview

The effects of recent loan downgrades and defaults are beginning to ripple through CLO portfolios, and several rating agencies have recently announced a wave of potential rating actions on CLO tranches. We provide here a review of what has driven this activity and the implications for the loan market and CLOs.

Sweeping Downgrades Weigh on CLO Collateral

In the wake of deteriorating fundamentals, driven primarily by significant decreases in revenue growth, rating agencies began downgrading US loan and high yield issuers in earnest beginning in early March. As expected, the majority of the rating actions were in COVID-19-affected sectors. The Travel, Autos, and Transportation sectors accounted for the largest share of downgrades, followed by Metals and Retail.¹

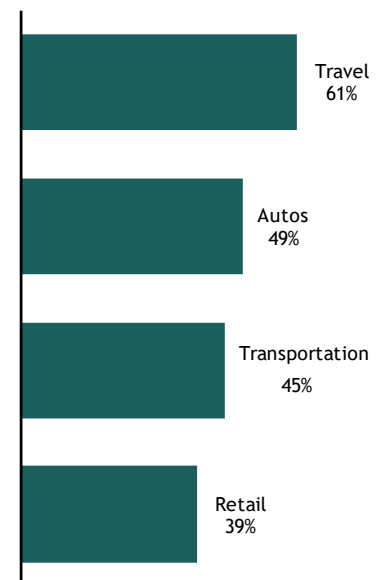
Rolling Last-Twelve Months US Loan Ratings Actions by Number of Loans²



In the US, the downgrade/upgrade ratio for the S&P/LSTA Leveraged Loan Index hit an unprecedented 11:1 at the end of March, as the portion of the Index rated B- and lower by S&P rose to 28%, a record high. Likewise, the number of US companies rated B3 and below by Moody's surged 52% quarter-over-quarter. A total of 19% of the US loan universe is now composed of loans rated B3 and below, representing \$270 billion in par value outstanding.³ In Europe, the trend has been similar. S&P, Moody's and Fitch have collectively downgraded approximately 17% of the number of rated European loans outstanding.⁴

A majority of loan rating actions were in COVID-19-affected sectors

Percentage of Loans Downgraded Since March 2020



¹ BofA Global Research, S&P LCD, April 24, 2020. Represents percentage of par downgraded since March 2020.

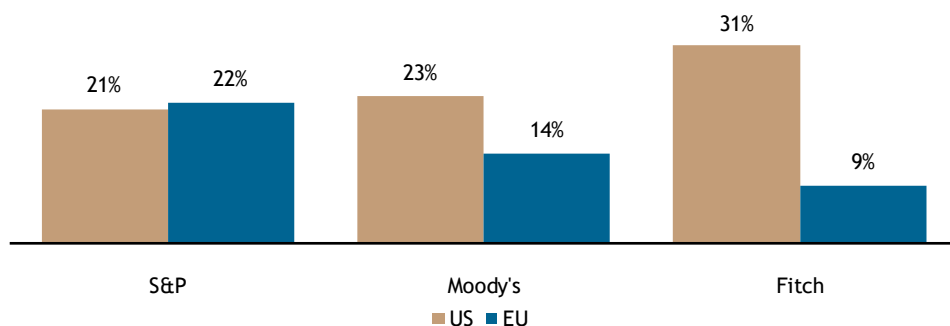
² Last-twelve-months loan index rating actions. Morgan Stanley Research, S&P/LCD, March 31, 2020.

³ JP Morgan US High Yield and Leveraged Loan Strategy, April 23, 2020.

⁴ Barclays Research, Bloomberg, April 27, 2020. Broad loan universe represented by the S&P European Leveraged Loan Index.

It is worth noting that the deterioration in ratings began in 2015 and has exhibited a progressive decline that has accelerated with the onset of COVID-19. This pattern is notably different than the one preceding the 2008-2009 GFC, in which the deterioration in ratings did not start until the crisis began to unfold and the entire deterioration occurred over approximately six quarters.

Percentage of Rated Loans Downgraded or Placed on Negative Outlook in 2020⁵

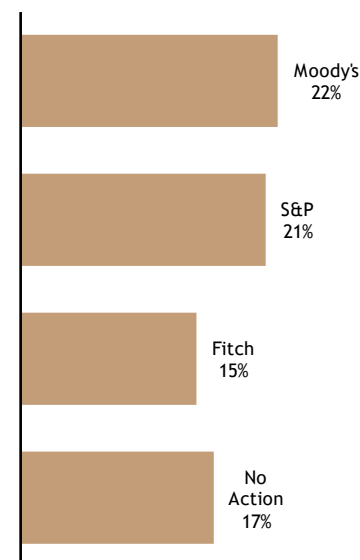


The loan downgrade wave has led to a degradation of the ratings profile for the below-investment grade loan universe. Notably, the amount of CCC-rated US loans has increased by almost 2%, or \$37 billion this year. US loans rated CCC and below now represent 8.0% of the broad US loan market.⁶

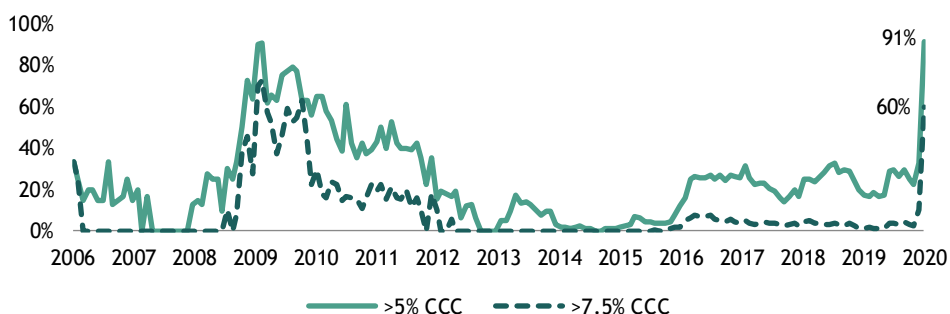
Impact to CLOs

Looking at loans held only in CLOs, the percentage of US CLO portfolios invested in assets rated CCC and below nearly doubled to 8.4% as of April 28 from 4.3% as of March 31. In Europe, 4.9% of CLO portfolio holdings are rated CCC and below, up from 3.3% as of March 31. Morgan Stanley estimates that CCC-rated assets in US CLO portfolios may rise as high as 14%, implying additional rating downgrades ahead.⁷

Percentage of Loans Downgraded within US CLO Portfolios under Rating Agency Review⁹



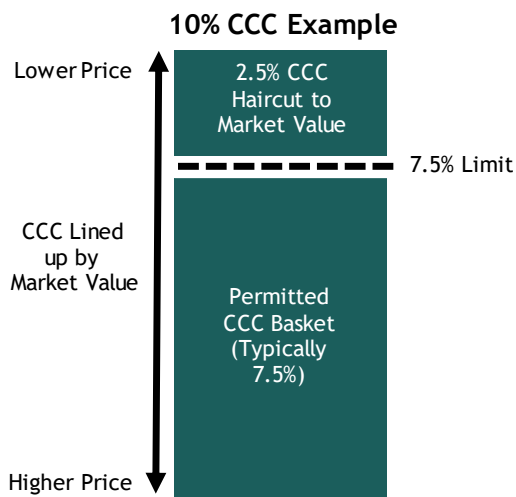
Percentage of CLOs with CCC Baskets in Excess of 5% and 7.5%⁸



60% of US CLO CCC baskets exceed 7.5%⁸

⁵ Barclays, S&P/LCD, April 28, 2020. Represents the estimated percentage of rated loans by agency that have been downgraded or placed on negative watch.
⁶ S&P/LSTA Leveraged Loan Index, April 28, 2020.
⁷ Morgan Stanley Research, Leveraged Finance and CLO Strategy, April 28, 2020.
⁸ Wells Fargo Research, April 28, 2020.
⁹ Nomura, S&P, Moody's, April 22, 2020.

CLO structures are sensitive to ratings, which – if eroded beyond set limitations – can lead to trading restrictions as well as to cashflow diversion away from equity and subordinated noteholders. These features are designed to limit adverse portfolio asset migration and deleverage the structure through retaining excess interest to either purchase additional collateral or repay liabilities. One such limitation is on CCC-rated assets, which are typically limited to 7.5%. While CLOs are never forced sellers, once the 7.5% limit is breached, the structure then marks to market the overage, beginning with the lowest-priced loans, which reduces the value of the collateral for purposes of calculating the interest diversion and overcollateralization (“OC”) tests.

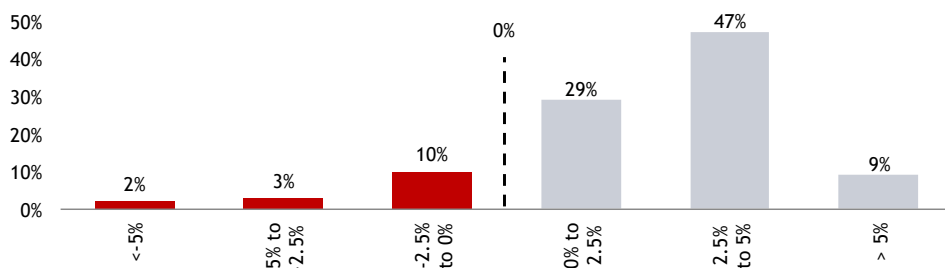


Additional haircuts may also be applied to reduce the value of any defaulted assets in a CLO portfolio or assets purchased at deep discounts. Morgan Stanley estimates that default rates in US CLOs could increase to 10% in the next year.¹⁰

The reduction in value of the collateral caused by CCC excesses and higher defaults has eroded CLO asset coverage ratios such that, according to our estimates¹¹, 21% of all US CLOs are now failing their interest diversion test and 15% are also failing an OC test. At their peaks during the GFC, those numbers reached 77% and 55%, respectively.¹² In Europe, no CLOs are currently failing either of these tests.

We estimate that 21% of US CLOs are failing their interest diversion test

April Reported Junior OC Test Cushion for US CLOs¹³



¹⁰ Morgan Stanley Research, Leveraged Finance and CLO Strategy, April 28, 2020.

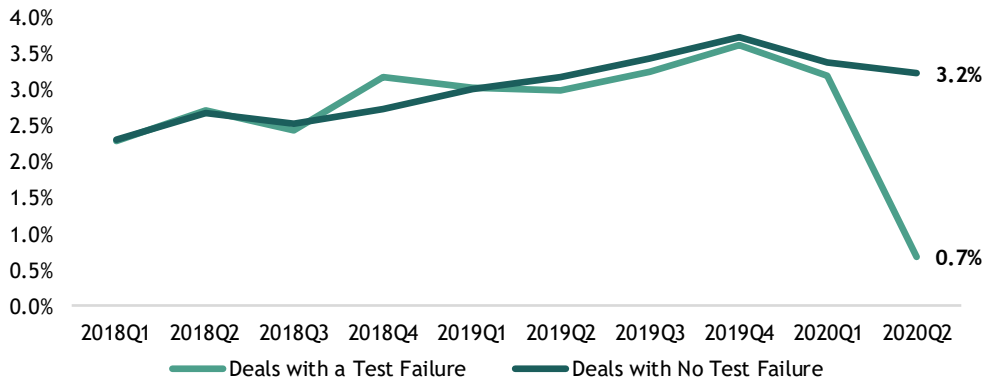
¹¹ Per data from Intex, April 28, 2020.

¹² Wells Fargo Research, April 28, 2020.

¹³ Citi Research, April 17, 2020.

With projections for downgrades and defaults on the rise, it seems likely that more CLOs may breach these limitation tests that, by design, will lead to interest diversion away from equity holders. As stated above, diversion amounts are applied to fortify or delever the structure.

Equity Cash-on-Cash for Deals with and without Test Failure¹⁴



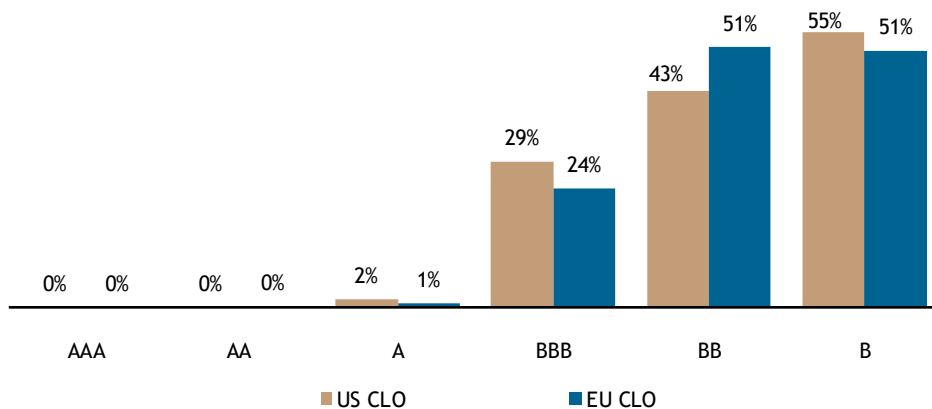
Rating Agencies Take Action on CLO Tranches

As a result of the underlying rating pressure on CLO collateral, as well as expected future fundamental borrower stress, Moody's and S&P have respectively placed 857 and 356 broadly syndicated loan ("BSL") US CLO tranches on negative watch or outlook just since March. In Europe, Fitch and Moody's have placed 304 and 117 CLO tranches, respectively, on negative watch or outlook view. S&P has only taken action on 18 European CLO tranches this year and these were largely placed on negative watch, with a smaller number placed on negative outlook.

1,600

CLO Tranches Impacted by Ratings Actions

Percentage of US and EU CLO Tranches on Negative Watch / Outlook by Original Rating¹⁵



CLO rating activity was largely in tranches rated BBB and below

¹⁴ BofA Global Research, Bloomberg, Moody's, S&P, Fitch, Intex, April 27, 2020.

¹⁵ Source: Kanerai, Intex, Bloomberg, Moody's, S&P, Fitch, Barclays Research, April 28, 2020.

Moody's and S&P emphasized the factors that informed their actions:

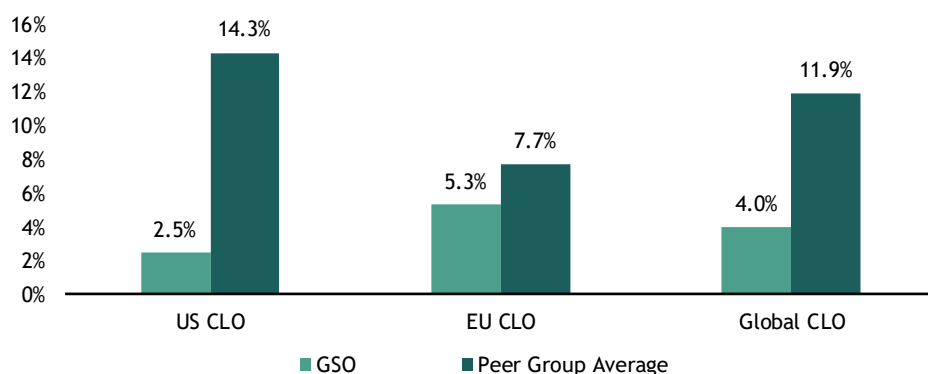
	Moody's	S&P
Overall portfolio credit quality / COVID-19 sector exposure	✓	✓
Overcollateralization ratios	✓	✓
Indicative preliminary cash flow results / possible diversion	✓	✓
Exposure to industries with a large share of recent negative rating actions		✓
Exposure to CCC loans		✓
WARF migration	✓	
Par erosion	✓	
Exposure to obligors whose ratings were recently downgraded or negative watch/outlook	✓	

GSO CLO Tranche Ratings Remain Resilient

Over 80% of US BSL CLO managers with at least two deals outstanding had at least one tranche placed on negative watch by the rating agencies as a result of the actions taken year to date. Of the 15 largest global BSL CLO managers, GSO has one of the lowest percentages of rated CLO tranches placed on negative watch by Moody's, S&P, and Fitch, at just 4% of global tranches in total versus an average of 12% for the top 15 managers by CLO assets under management.

Of the 5 largest global BSL CLO managers, GSO has the lowest % of CLO tranches placed on negative watch

Percentage of Rated CLO Tranches on Negative Watch¹⁶



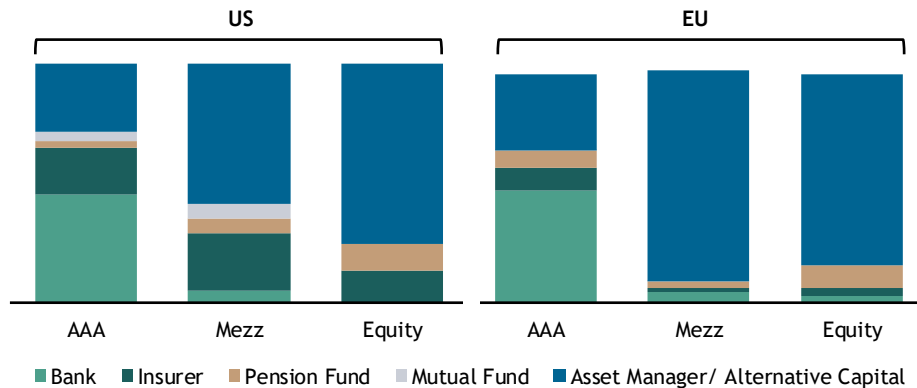
We believe our portfolios have benefited from active management: over the previous 24 months when the markets were strong, we decided to prune risk given the advanced stages of the economic cycle. As a result, our portfolios are conservatively positioned and have relatively limited exposure to COVID-affected sectors, as well as upstream oil and gas. We expect CLO downgrades to continue, and we believe our advantageous positioning and thorough monitoring of Weighted Average Rating Factor (WARF) and CCC basket levels will contribute to the resilience of our CLO portfolios.

¹⁶ Source: GSO and Creditflux, March 31, 2020. Represents the total amount of CLO tranches (by count) on negative watch across Moody's, S&P and Fitch. Excludes AAA-rated tranches. US CLO peer group represents the top 15 largest US BSL CLO managers, EU CLO peer group represents the top 10 largest EU BSL CLO manager and Global CLO peer group represents the top 15 largest Global BSL CLO managers, all according to Creditflux AUM, as of March 31, 2020.

How Do CLO Tranche Downgrades Impact Investors?

The CLO investor base is diverse, and we believe the majority would not be forced sellers in the event of tranche downgrades. There may be a small percentage of tranches held by inexperienced investors or in investment grade funds or insurance company portfolios that may be required to sell, creating unique buying opportunities in a dislocated market.

CLO Investor Base by Type¹⁷



Banks and insurers are the largest holders of CLOs

While banks represent the largest portion of the CLO AAA tranche investor base, in mid-March, a handful of large money managers caused movement in AAA spreads. These holders reportedly sold sizable blocks of AAA tranches in a scramble for liquidity. However, CLO AAA spreads soon recovered to more reasonable levels. Given the relative immunity of AAAs to principal impairment, and the fact that primary issuance has been subdued, we do not anticipate widespread near-term selling of this most senior tranche as a result of recent rating agency action.

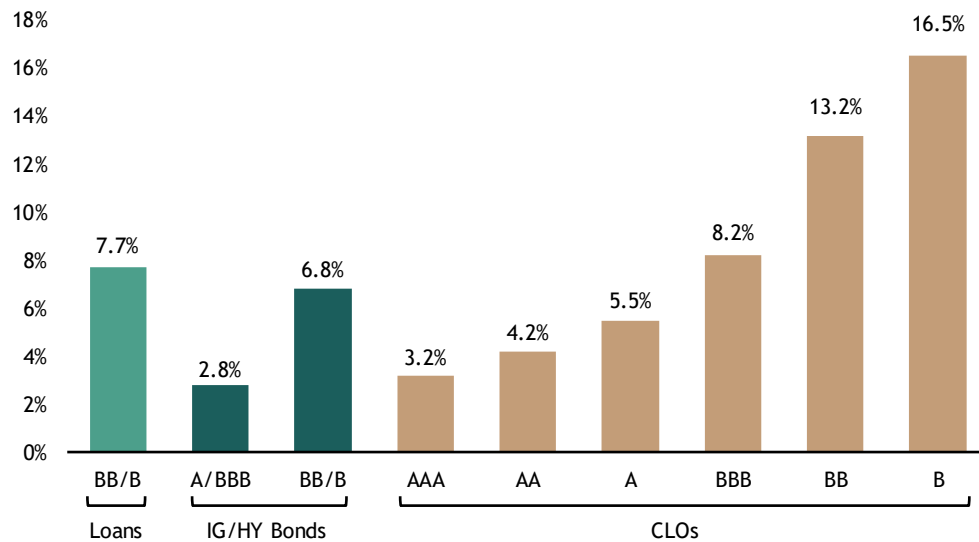
Insurers represent a large portion of the CLO investor base, with exposure across the capital stack, and life insurers in particular have been increasing their exposure to CLOs in the past several years. For the lower-rated tranches they hold, selling activity may increase as insurers work through their reserve requirements and capital allocation plans.

Opportunistic funds such as hedge funds and private equity funds form the majority investor base for below-investment-grade CLO debt and equity. We surmise, given the large amounts of capital these firms have raised to deploy into dislocation strategies coupled with the current wide spreads of junior CLO tranches, that these buyers will increase their allocation to these assets in the near-term. Attractive entry points exist for investors who can distinguish the tranches backed by higher-quality portfolios and managers from the rest of the pack.

¹⁷ Citi Research, December 2019.

We see the most dislocation and potential for enticing entry points in CLO tranches rated BBB and below. However, for investors focused primarily on high levels of subordination, the senior-most tranches will remain attractive. Subordination and other positive structural features support the resilience of AAA, AA, and A-rated tranches, which can withstand relatively high asset defaults before registering principal losses.

US Yields by Rating¹⁸



CLO tranches rated BBB and below are trading at dislocated prices

Next Steps for Rating Agencies

So far, each of the three most active rating agencies have placed CLO liabilities on negative watch or outlook but have not yet downgraded any. S&P and Moody's indicated they aim to resolve the negative rating actions within the next 90 days but caveated it could take longer due to the large volume and high degree of market uncertainty. Fitch noted its negative ratings would be resolved following rating actions on the underlying issuers.

The rating agencies are projecting further deterioration in CLOs as loans are expected to face increasing downgrade pressure. More information will be available to the rating agencies as monthly CLO trustee reports are posted. These will likely show further erosion of collateral quality tests and failure of overcollateralization tests, which could prompt additional downgrades. This may continue until there are signs of improvement in corporate fundamentals for the underlying portfolio companies. Despite this negative outlook, the rating agencies have suggested that the ratings of AAA and AA-rated tranches may be spared, due to their higher levels of subordination and structural protections.

CLO Issuance Amid COVID-19

Recent rating actions have affected CLO collateral pools more broadly than any time since the Global Financial Crisis, and at an accelerated pace. CLO collateral pools have also shifted more rapidly over the past month and a half than during any other comparable period in the history of the CLO market.¹⁹

¹⁸ BofA Global Research, Bloomberg Barclays U.S. Corporate Index, Bloomberg Barclays High Yield Index, S&P/LSTA Leveraged Loan Index, April 24, 2020.

¹⁹ S&P Global, Structured Finance Ratings – CLO, April 27, 2020.

In this interim period, we've seen new-issue CLO structures adapt to the current fluid market situation. New CLOs that came to market in April had higher credit enhancement levels and shorter reinvestment periods, or no reinvestment period, in the case of static CLOs that were issued.

On April 2, GSO took advantage of market conditions to issue its first static CLO, which was also the first US BSL CLO to price since the market shut down due to the COVID-19 crisis.

The Path Forward

Managers will be increasingly focused on finding safe opportunities to build or rebuild lost par in existing CLOs. They will need to do this in an environment where additional selling pressure may build on CCC-rated loans as investors seek out higher-quality loans. In this uncertain environment, we believe CLO structures will remain resilient and continue to represent an attractive risk-reward proposition for experienced investors in what is proving to be a uniquely volatile period in the history of the leveraged loan market.

If you wish to discuss the opportunity set further with the GSO team, please reach out to our Investor Relations and Client Service team at the email address below.

CCSIRMS@blackstone.com

At GSO, our thoughts remain with everyone affected by the COVID-19 pandemic, and we hope you and your families are keeping safe and healthy.

Important Disclosure Information

This document has been prepared for informational purposes only about GSO Capital Partners LP (together with its affiliates operating as part of Blackstone's GSO credit focused business group, "GSO") and it does not constitute an offer to sell, or a solicitation of an offer to buy, any investment in, or to participate in any trading strategy with GSO or any fund or account managed, advised or sponsored by GSO (each, a "Fund"). Any offering would only be made to qualifying investors through a separate investment management agreement for a Fund as it may be amended or supplemented from time to time and the governing and operating documents for a Fund (together, the "Operative Documents"). The Operative Documents contain material information (including a discussion of potential conflicts of interest) not contained in this document, and supersedes and qualifies in its entirety the information set forth herein. Any decision to invest in, or withdraw from, a Fund should be made after reviewing the appropriate Operative Documents, conducting such investigations as the investor deems necessary and consulting the investor's own legal, accounting and tax advisors in order to make an independent determination of the suitability and consequences of the investment. Risks associated with investment in a Fund include, without limitation, illiquidity of an investment, risk of default of the underlying debt instrument and risk of loss of principal. This document contains highly confidential information regarding GSO's investments, strategy and organization. Your acceptance of this document constitutes your agreement to (i) keep confidential all the information contained in this document, as well as any information derived by you from the information contained in this document (collectively, "Confidential Information") and not disclose any such Confidential Information to any other person, (ii) not use any of the Confidential Information for any purpose other than to educate yourself about GSO and its Funds, (iii) not use the Confidential Information for purposes of trading any security, including, without limitation, securities of The Blackstone Group Inc. (together with its affiliates as the context requires ("Blackstone") (the parent company of GSO) or its or GSO's portfolio companies, (iv) not copy this document without the prior consent of GSO and (v) promptly return this document and any copies hereof to GSO upon GSO's request, in each case subject to the confidentiality provisions more fully set forth in the operative documents and in any other written agreement between the recipient and GSO. Notwithstanding the foregoing, each investor and prospective investor (and each employee, representative, or other agent thereof) may disclose to any and all persons, without limitation of any kind, the tax treatment and tax structure of the Fund and investments and all materials of any kind (including opinions or other tax analyses) that are provided to such investor or prospective investor relating to such tax treatment and tax structure, provided, however, that such disclosure shall not include the name (or other identifying information not relevant to the tax structure or tax treatment) of any person and shall not include information for which nondisclosure is reasonably necessary in order to comply with applicable securities laws.

This document is based on information which is otherwise publicly available and, whilst GSO uses reasonable efforts to ensure the information is accurate and up to date, no representations or warranties are given as to the reliability, accuracy or completeness of the information. While such information is believed to be reliable for the purpose used herein, GSO does not accept any liability for any loss or damage which may arise directly or indirectly from any use of or reliance on such information. The information presented herein is as of the date of preparation unless otherwise indicated and GSO is under no obligation to, and shall not, provide updates to the information contained herein.

Certain information contained in this document constitutes "forward-looking statements," which can be identified by the use of forward-looking terminology such as "may," "will," "should," "expect," "anticipate," "target," "intend," "continue" or "believe," or the negatives thereof or other variations thereon or comparable terminology. Due to various risks and uncertainties, actual events or results or the actual performance of any Fund described herein may differ materially from those reflected or contemplated in such forward-looking statements.

This document is for informational purposes only and does not constitute a financial promotion, investment advice or an inducement or incitement to participate in any product, offering or investment. It does not constitute or form part of any offer to issue or sell, or any solicitation of any offer to subscribe or purchase any investment nor shall it or the fact of its distribution form the basis of, or be relied on in connection with, any contract. No representation, warranty or undertaking, express or implied, is given as to the accuracy or completeness of the information or opinions contained in this document by GSO, Blackstone, any Fund, or any of their respective directors, officers, managers, shareholders, partners, members or employees and no liability is accepted by such persons for the accuracy or completeness of any such information or opinions.

IN MAKING AN INVESTMENT DECISION, INVESTORS MUST RELY SOLELY ON THEIR OWN EXAMINATION OF THE RELEVANT FUND AND THE TERMS OF THE APPLICABLE OPERATIVE DOCUMENTS, INCLUDING THE MERITS AND RISKS INVOLVED, AND NOT ON ANY INFORMATION OR REPRESENTATION MADE OR ALLEGED TO HAVE BEEN MADE HEREIN OR OTHERWISE.

To the extent that this document contains third party data or information (including, without limitation S&P Credit Ratings) (collectively "Content"), neither Blackstone nor the applicable third party content provider(s) ("Blackstone Parties") guarantee the accuracy, completeness, timeliness or availability of any Content, and are not responsible for any errors or omissions (negligent or otherwise), regardless of the cause, or for the results obtained from the access or use of such Content. In no event shall the Blackstone Parties be liable for any damages, costs, expenses, legal fees or losses (including lost income or lost profit and opportunity costs) in connection with any use of the Content. Please read the complete disclaimer with respect to S&P Credit Ratings: http://www.standardandpoors.com/en_US/web/guest/regulatory/legal-disclaimers.

The foregoing pages contain performance information of certain investments made by certain current and former senior members of the Manager's investment team (" while at IndoSuez Capital Division of Cr dit Agricole (" from 1998 to 2001 RBC Capital Partners' Debt Investments Group (the "RBC Group"), a division of Royal Bank of Canada, from 2001 to 2005 and GSO's Debt Funds Group from 2005 to 2008 (prior to Blackstone's acquisition of GSO described below) following GSO's acquisition of the RBC Group In March 2008 together with the acquisition of GSO and certain of its affiliates by Blackstone, the legacy collateralized loan obligation business of GSO Debt Funds Management LLC (now known as GSO Blackstone Debt Funds Management LLC) was combined with the legacy collateralized loan obligation business of Blackstone Debt Advisors L P ..(" After Blackstone's acquisition of GSO, the CLOs previously managed by BDA were combined with those managed by Blackstone GSO The track record of Blackstone GSO referred to herein includes those U S accounts previously managed by BDA as of April 2008 Also in connection with the Blackstone's acquisition of GSO in 2008 GSO assumed the management of Blackstone's credit businesses and certain senior members and the Principals joined Blackstone.

Such historical performance information, which may be referred to as Blackstone GSO performance, has been included solely for illustrative purposes as representative examples of the Principals' general respective experiences and the types of investments that were previously managed by the Principals, respectively, that employed substantially similar investment objectives, policies and strategies to a Fund and invested in similar asset classes as a Fund is expected to invest in, and should not be considered a recommendation of any particular strategy or security Investments presented herein that the Principals made while at IndoSuez, RBC Group and GSO were managed over a long period of time and during significantly different economic and market conditions which may not be replicated It should not be assumed that the performance of the investments presented herein that were made between the period 1998 2008 while the Principals were at IndoSuez, RBC Group and GSO (prior to its acquisition by

Blackstone) is necessarily representative of the overall performance of the Principals while at these firms, particularly given that such investments reflected herein represent only a small percentage of investments made by the Principals during the period 1998-2001, 2001-2005 and 2005-2008 respectively. In addition, while each of the Principals were primarily responsible for overseeing the investment activities at their prior firm(s), they were also part of investment teams comprised of other persons (including those with senior responsibilities) who were also involved in such activities who will not be involved with the investment activities of a Fund. As described above, certain historical performance information presented herein includes references to loans, investment portfolios, vehicles and managed accounts managed by the Principals while at IndoSuez and/or RBC Group as managing directors or managing partners in the alternative investments units of those firms and the investment teams at the entities associated with the Manager, which inherently carry different strategies, responsibilities and objectives as those tied to such Principal's prior and current roles at GSO and more specifically, on certain investment committees for funds and products of GSO. Such information also does not reflect returns of actual investments made by the Principals as investment managers of a portfolio of investments.

In considering an investment in a Fund, potential investors should attach correspondingly qualified consideration to the results presented herein and are strongly cautioned against giving undue significance or reliance on these returns. Prospective investors should be aware that a Fund will not be comprised of all investment professionals of the investment teams at the Principals' prior firm(s) and certain professionals may not be part of the team managing investments for the current strategies employed by funds and products of GSO. Similarly, there are team members currently responsible for managing the investments for funds and products of GSO who had no involvement with the investments and performance information presented herein. Moreover, the characteristics of the Principals' prior firm(s), and the market conditions under which they were operated, differ in certain respects from those applicable to a Fund and that the Fund may experience.

Unless otherwise stated or sourced, the information contained in this document reflects GSO's views and beliefs.

ERISA Fiduciary Disclosure. The foregoing information has not been provided in a fiduciary capacity under ERISA, and it is not intended to be, and should not be considered as, impartial investment advice.

Certain countries have been susceptible to epidemics, most recently COVID-19, which may be designated as pandemics by world health authorities. The outbreak of such epidemics, together with any resulting restrictions on travel or quarantines imposed, has had and will continue to have a negative impact on the economy and business activity globally (including in the countries in which the Funds invest), and thereby is expected to adversely affect the performance of the Funds' Investments. Furthermore, the rapid development of epidemics could preclude prediction as to their ultimate adverse impact on economic and market conditions, and, as a result, presents material uncertainty and risk with respect to the Funds and the performance of their Investments.