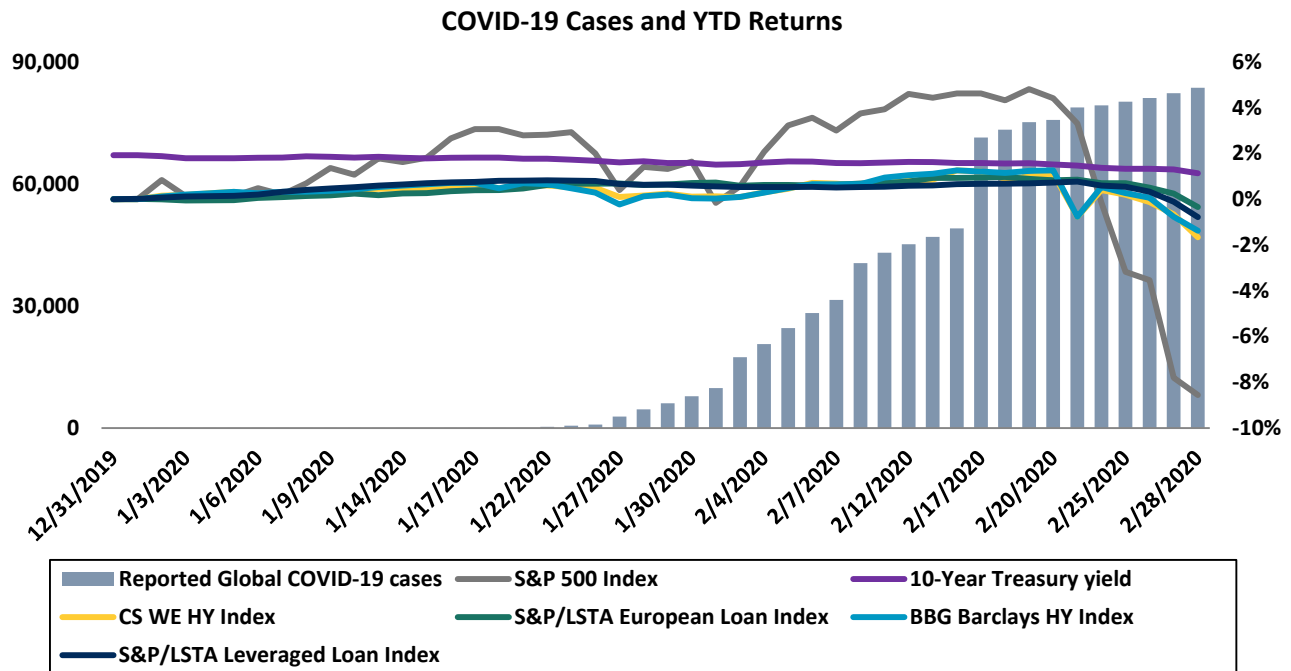


# Implications of Coronavirus

March 2020




Like most market participants, the GSO liquid credit strategies team has been closely monitoring the coronavirus as it continues to spread worldwide. The reaction of the loan and high yield markets remained orderly at the onset compared to sharp declines in the equity markets.



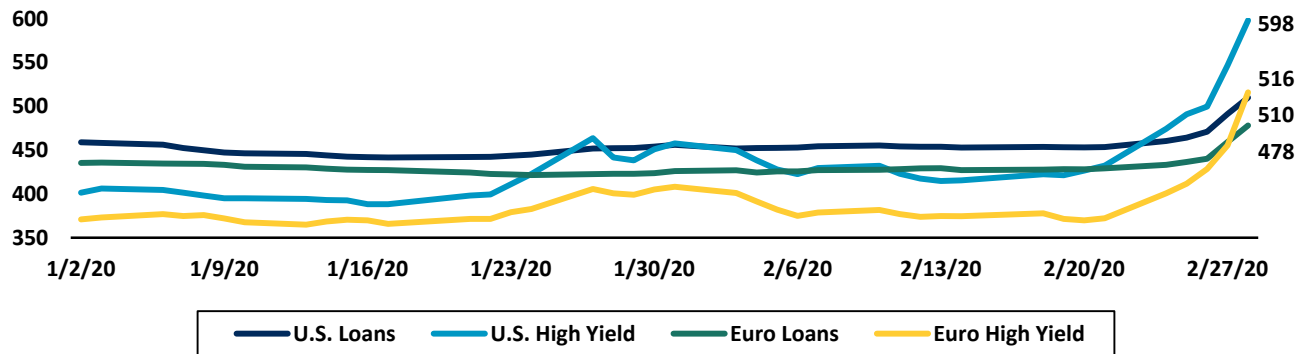
Source: World Health Organization, Bloomberg LP, Credit Suisse, S&P/LSTA, Bloomberg Barclays. As of February 28, 2020.

As reported coronavirus cases continued to spread to Europe and North America, volatility began to spill over from the equity markets and credit spreads started to widen. The global credit markets have not reacted as dramatically as equities, however, and continue to remain orderly. Underperformance has been concentrated in lower quality loans and high yield bonds and industries most impacted by the spread of the virus such as metals and mining, energy, retail, broadcasting, transportation, leisure, and chemicals.



Source: World Health Organization, Bloomberg LP, Credit Suisse, S&P/LSTA, Bloomberg Barclays. As of February 28, 2020.

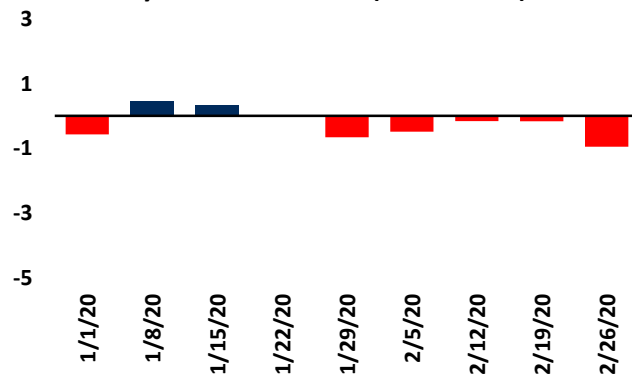
Loan and High Yield Bonds Spreads (bp)



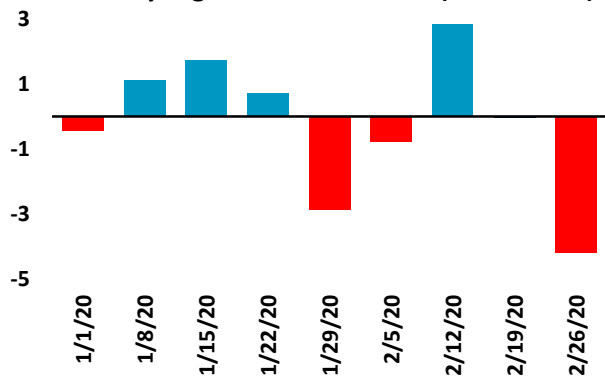
Source: Credit Suisse U.S. Loan and High Yield Indices, JP Morgan European Leveraged Loan Index, and Credit Suisse Western European High Yield Index, as of February 28, 2020. Loan spreads represented by discount margin (3-year life); high yield spreads represented by spread to worst.

Retail loan and high yield outflows have persisted in 2020, and we expect this trend to continue given the 50bp rate cut announced by the Federal Reserve on March 3, 2020, the largest emergency cut since the Financial Crisis. CLOs and institutional investors, however, have remained buyers of high quality loans and bonds, supporting both secondary prices and liquidity. The recent volatility has also suppressed repricing activity that was prevalent in January which may help offset the recent decline in LIBOR.

U.S. Weekly Loan Fund Flows (\$ in billions)

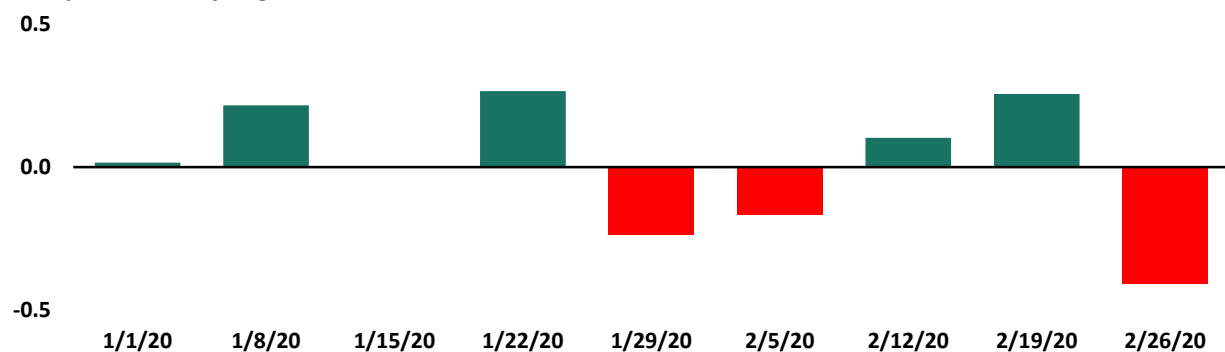


U.S. Weekly High Yield Fund Flows (\$ in billions)



Source: JPM, Lipper, as of February 26, 2020; includes weekly reporting funds only.

European Weekly High Yield Fund Flows (€ in billions)



Source: JPM, as of February 26, 2020; includes weekly reporting funds only.

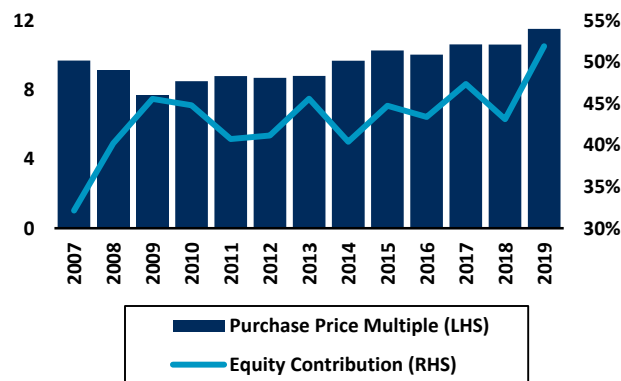
# Implications of Coronavirus

March 2020

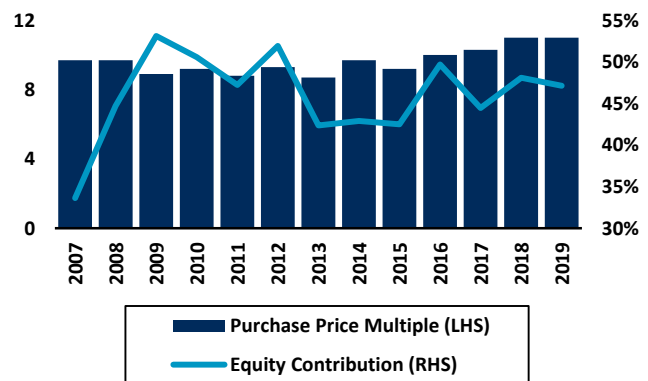


Currently we expect that recent trends in average corporate capital structures should help companies weather a short-term slowdown in growth. U.S. and European companies have increasingly been capitalized with larger equity contributions relative to total debt suggesting more conservative capital structures with lower loan to enterprise value ratios. Equity contributions averaged 52% to U.S. LBOs and 47% to European LBOs in 2019 versus 32% and 34% in 2007, respectively. Further, the amount of secured leverage relative to unsecured leverage has increased as well. In the U.S., secured leverage accounted for over 80% of total leverage in 2019 versus 72% in 2007. In Europe, secured leverage contributed over 90% to total leverage in 2019 versus 77% in 2007.

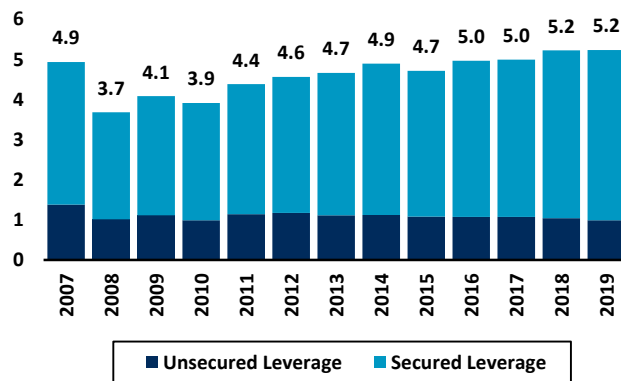
**U.S. LBO Multiples and Equity Contribution**



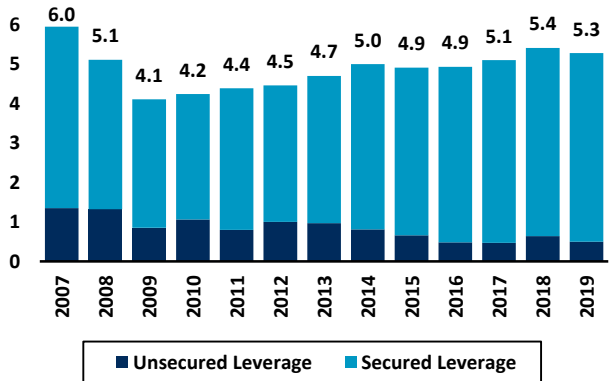
**European LBO Multiples and Equity Contribution**



**U.S. Total Leverage of Loan Issuers**



**European Total Leverage of Loan Issuers**



Source: LCD, as of December 31, 2019; leverage represented by new issue deals only. Secured leverage is leverage through the first lien debt, which is secured by the issuer's collateral; unsecured leverage is inclusive of second lien and subordinated debt, which is not secured by the issuer's collateral.

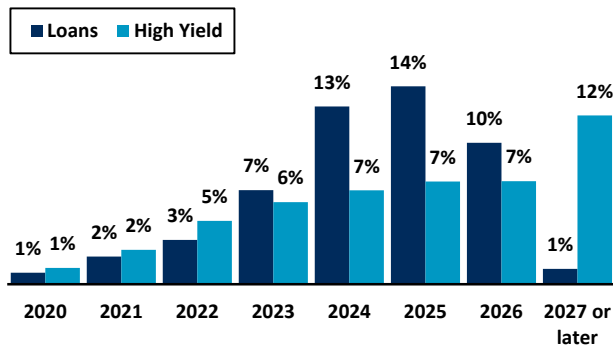
Similarly, we expect that limited near term loan and high yield bond maturities over the next 1-2 years should help prevent any spike in default rates, although we continue to monitor any companies which might not generate sufficient near term cash flows.

# Implications of Coronavirus

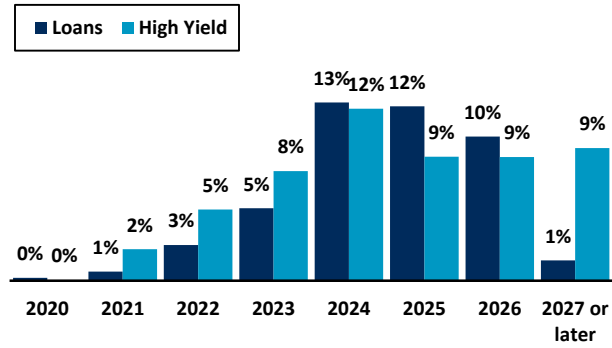
March 2020



## U.S. Maturities (% Outstanding)



## European Maturities (% Outstanding)



Source: JPM for U.S. maturities, as of January 10, 2020; \$2.7 trillion U.S. loans and high yield bonds outstanding. S&P/LSTA European Leveraged Loan Index and Credit Suisse WE High Yield Index, as of January 31, 2020; €467 billion European loans and high yield bonds outstanding.

## GSO Specific Analysis

Currently we expect the coronavirus to have only a modest impact on the performance of companies within our U.S. and European liquid credit portfolios, and we expect this impact to be largely contained to Q1/Q2. This may change should the disease continue to spread and the impact on our European liquid credit portfolios may be larger given the recent increase in confirmed cases in Europe, specifically Italy. Additionally, we believe the companies in our portfolios to have solid business profiles, sound liquidity buffers, and healthy diversification by geography to mitigate any negative impact of the coronavirus. Our 32 member global credit research team is highly focused on monitoring for coronavirus related risks and continues to monitor developments and provide updates across our portfolios.

Particular industries of concern ranked by level of exposure are hotels, gaming and leisure, transportation, retail, automotive, and energy. We continue to stay in close contact with management teams and sponsors of the companies in our portfolios and are continually evaluating the impact of this virus on our investments. Where we believe this impact is limited, we may look to add to positions selectively in high quality and resilient businesses in order to take advantage of depressed prices. In the primary market, we continue to push for favorable concessions on new transactions, which has been accretive to our portfolios.

## Important Disclaimers

Certain information contained herein has been obtained from other parties. No representation, warranty or undertaking, express or implied, is given as to the accuracy or completeness of the information or opinions contained in this email by GSO, the Manager, Blackstone, any Fund, or any of their respective directors, officers, managers, shareholders, partners, members or employees and no liability is accepted by such persons for the accuracy or completeness of any such information or opinions.

Certain information contained in this document constitutes “forward-looking statements,” which can be identified by the use of forward-looking terminology such as “may,” “will,” “should,” “expect,” “anticipate,” “target,” “intend,” “continue” or “believe,” or the negatives thereof or other variations thereon or comparable terminology. Due to various risks and uncertainties, actual events or results or the actual performance described herein may differ materially from those reflected or contemplated in such forward-looking statements.

This email is for information purposes only and does not constitute a financial promotion, investment advice or an inducement or incitement to participate in any product, offering or investment. It does not constitute or form part of any offer to issue or sell, or any solicitation of any offer to subscribe or purchase any investment nor shall it or the fact of its distribution form the basis of, or be relied on in connection with, any contract.

The views expressed in this commentary are the personal views of the portfolio managers and do not necessarily reflect the views of The Blackstone Group Inc. (together with its affiliates, “Blackstone”). The views expressed reflect the current views of the portfolio managers as of the date hereof, and none of the portfolio managers or Blackstone undertake any responsibility to advise you of any changes in the views expressed herein.